



Horizons®

Soft Treatments


Product Information

INDEX

Roman Shades	Page B86
Cordless ONE Controls™	Page B87
Soft Roller Shades	Page B90
Twin Shade	Page B92
Motorized Shades	Page B93
Draperies & Side Panels	Page B94
Rod Pocket Top & Bottom	Page B102
Motorized Draperies	Page B103
Premium Top Treatments	Page B104
Casual Top Treatments	Page B119
Accent Pillows	Page B120
Decorative Trimmings	Page B121

Horizons Fabric Roman Shades

Shade Styles



CLASSIC ROMAN

The Horizons version of a traditional flat roman shade has support rods at every pleat to fold neater and lie flatter than other flat shades.



HOBbled ROMAN

Fuller in body, this style keeps its soft folds even when lowered. Support rods are concealed in the pockets at the back of each fold.



KNIFE PLEAT

Doweled pockets on the back of the shade hold support rods and form decorative seams on the front of the shade.



RIBBED PLEAT

The Ribbed Pleat shade is a reversed Knife Pleat with the pockets to the front of the shade to further accent each pleat.



RELAXED ROMAN

This soft flowing shade lies flat when lowered but always has a gentle decorative "smile" at the bottom.



LONDON ROMAN

Similar to the Relaxed Shade, the London also has further decorative folds approximately 10" in from each side.

Standard Specifications

- The shade waterfalls off the front of the headrail. The controls are hidden behind the shade.
- Premium Pine Headrail, wrapped in matching fabric (1-1/2" depth x 3/4" height)
- Ivory or White Lining (workroom matches)
- Sheer shades are not lined
- Color Coordinating Cords & Tassels
- Cordlock & Pulley Controls

Size Limitations

Minimum Width:	12"
Maximum Width:	96"
Minimum Height:	12"
Maximum Height:	108"
w/ Sheer Fabric	84"
Flush IM depth required:	2"
Minimum IM depth:	1/2"

Note: See the special size limitations for Cordless ONE Controls, UpRight, Duo-Fold and Multiple Shades on One Headrail.

Stacking Dimension

Height	Classic	London/Relaxed	Hobbled	Knife/Ribbed	Classic	London/Relaxed	Hobbled
36"	9"	11"	11"	9"	9"	11"	13"
48"	9"	12"	12"	9"	9"	12"	14"
60"	10"	13"	13"	10"	10"	13"	15"
72"	10"	13"	13"	10"	10"	13"	15"
84"	10"	14"	14"	10"	10"	14"	17"
96"	10"	15"	15"	10"	10"	15"	18"
108"	11"	16"	16"	11"	11"	16"	19"
Standard (non-sheer) Fabrics					Sheer Fabrics		

Stacking heights are approximate.

Cordless ONE Controls™

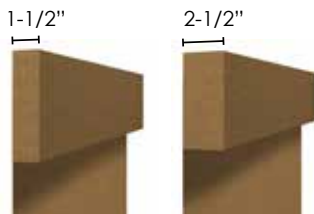
Horizons Cordless ONE Controls™ are a patent pending lift system which completely eliminates pull cords.

See page B59 for the Cordless ONE Controls™ surcharge.

Cordless ONE Controls™ are a no charge option on all C.O.M. (Customer's Own Material) Roman Shades.

HEADRAIL SIZE:

Cordless ONE Controls™ shades up to 60" X 60" are made standard with a 1-1/2" headrail; over 60" x 60" will have a 2-1/2" headrail.



Orders that require shades with both Large and Small headrails will be made with both sizes, but you may specify all Large headrails.

- Specialty New York Brackets are standard with OM Cordless ONE Controls™ shades and 2" screws are standard for IM.

- Cordless ONE Control™ add approximately 2-1/2" to the stacking dimension.

Minimum Width:	18"
Flush IM depth required:	3"
Minimum IM depth:	3/4"
Maximum Size:	96" x 108"

See them in action at www.horizonshades.com/cordless



Measuring Notes

- The workroom will deduct 1/2" from the width for an inside mount (IM).
- See page B64 for measuring instructions.

6" Classic Valance

All six styles of fabric Roman shades may be ordered with a 6" Classic Valance.

- Valance length is 6". Custom valance lengths from 4" to 10" are available upon request at no extra charge.



- The valance will hang off the front of the headrail.
- The controls are easy to access on the front of the shade.
- Contrasting color valances may be ordered.
- Classic Valances on Sheer Shades are double layered to conceal the hardware.
- Available with Contempo Scallops. Classic valances with scallops will be 8" at the long point.

VALANCE RETURNS

Valance returns are an option on all shades ordered with a valance at no extra charge. Valance returns wrap around the headrail.

BACK VALANCE

An additional valance may be ordered on the back (exterior) side of the shade to hide the hardware. Add the price of a 6" Classic Valance.

Installation Methods

2" SCREWS are standard for all IM shades. They are simply screwed straight up through the headrail. 3" screws are available with IM turned headrail.

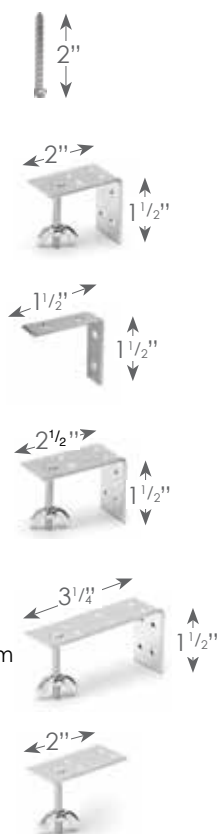
NEW YORK BRACKETS ("NY") are standard for all OM shades with valances except UpRight and Cordless Shades.

"L" BRACKETS are standard with all OM shades without valances (Waterfall) and Duo-Fold shades. Not available for shade with valances.

SPECIALTY NEW YORK BRACKETS ("SNY") are standard for all OM Upright and Cordless ONE Controls™ installations.

EXTENDED NEW YORK BRACKETS ("XNY") are another alternative OM installation bracket. They extend the shade 2" out from the wall.

FOOTLESS BRACKETS ("FB") are another alternative IM installation bracket.



UpRight Controls

UpRight is Horizons' convenient continuous clutch controls.

- Shades with UpRight controls are made with a 2-1/2" headrail.
- Specialty New York Brackets are standard with OM shades.
- 2" screws are the standard IM installation method.

- For OM, the shade will be the exact width ordered and the valance will be up to 1" wider to allow the controls to hang straight beside the shade.

- For IM, the valance will be 1/2" narrower than the ordered width and the shade will be a total of 7/8" narrower (5/8" on the control side and 1/4" on the non-control side).

- Minimum Width: 12"
- Minimum IM depth: 1"
- Flush IM depth: 3"



Duo-Fold Controls

Duo-Fold is Horizons' unique top-down/bottom-up control. The shade may be raised from the bottom or lowered from the top.

- Maximum Duo-Fold width is 84".
- Valances are recommended on Duo-fold to cover the controls.
- OM headrails will be 1/2" wider than the ordered size, so the shade will fold up under the valance.
- An additional valance may be ordered on the back (exterior) side of the shade to hide the hardware. Add the price of a 6" Classic Valance from the price list.



Contempo Scallops

Contempo Scallops are available on the bottom of Soft Treatments Roman Shades (except for London and Relaxed styles), or on a Classic Valance.

They are offered in five standard styles shown here.

The long point when on a valance is 8".

Standard gimp is included with all Contempo Scallops. Please choose a color from page B23.

Contempo Scallops are scaled to the width of the valance or shade.



Edge Accents Banding

Fabric Roman Shades may have a 2-1/2" wide fabric strip sewn to the edges and bottoms of the shade and valance.



Additional configurations.



Standard configuration.

EDGE ACCENTS BANDING FABRIC CHOICES

Horizons Soft Treatments:

Any of the non-sheer fabrics in the Horizons Soft Treatments sample collection are available as Edge Accents Banding.

C.O.M.:

Horizons can also apply your own material as Edge Accents Banding. Please refer to the following guidelines:

- **Quantity:** Use the following formula to calculate how many yards of C.O.M. to send for a Classic, London or Relaxed Roman shade:

$$(\text{Shade Height} + \text{Shade Width} + 30") \div 36$$

This formula is for a standard 54" wide fabric and yields enough material for up to 4 shades. Hobbled Roman Shades require adding 50% more material for the folds.

- Please send full widths of fabric that the workroom can cut into strips. See page B54 for "Procedures for sending C.O.M. to Horizons".
- Edge Accents are not available on Sheer, Knife Pleat or Ribbed Pleat Shades.

INSET EDGE ACCENTS

In addition to being placed on the edge of the shade, Edge Accents may also be inset from the edge 2-1/2". Simply specify Inset Edge Accents on your order for this stylish option.



Shade Lining

STANDARD LINING is a light filtering lining; standard on all non-sheer shades.

PREMIUM LINING is an optional upgraded light filtering lining.

BLACKOUT LINING is also an optional upgrade. When you order a fabric roman shade with blackout lining from Horizons, you will receive a truly blackout shade – no pinholes! Our exclusive production method means every stitch is completely sealed for a true blackout shade. This is an exclusive feature of Horizons. Virtually all other major brands have pinholes.

INTERLINING is an optional third layer between the face fabric and the back lining.

DUAL LINING is an optional dual-layered lining that is a combination of interlining and the standard lining.

SHEER SHADES are unlined.



Oversized Headrails

The standard headrail size is 3/4" tall by 1-1/2" depth or 3/4" tall by 2-1/2" depth with UpRight and some Cordless ONE Control™ shades.

Larger depths of 3-1/2", 5-1/2" and 7-1/2" are also available for a surcharge.

Hidden Support Rods

The standard construction of the Classic (Flat) Roman Fabric Shade has visible support rods on the back. This option hides the rods between the face fabric and the lining for a surcharge.



Standard



Hidden

This option only applies to Classic Roman Shades. All other shades styles with support rods automatically have them sewn into a pocket.

Decorative Trimmings

Decorative Trimmings (fringe, gimp, beads and tassels) are available as a beautiful accent across the bottom of the shade and/or valance.

- Horizons complete Decorative Trimmings collection is pictured on pages B18-B23.



Multiple Shades on One Headrail

Two-on-Ones & Three-on-Ones are multiple shades mounted on a single headrail, usually with a common valance.

- Provide the sizes of each individual shade AND the total width of the unit. The sizes of the individual shades must add up to the total width.
- The maximum total width for Two-on-Ones & Three-on-Ones is 144".
- The workroom will take a 1/2" deduction for inside mount shades as well as a 1/2" deduction for each space between shades.
- Price as two or three separate shades then add the surcharge from the price page.

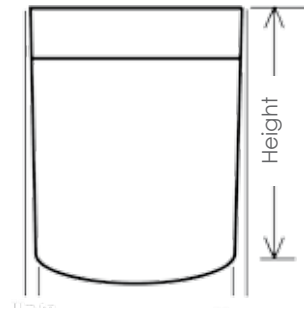


Special Considerations

• Fabric Roman Shades will be straight cut only without railroading or horizontal seams.

• The Relaxed and London Roman Shades tend to "toe-in" noticeably at the bottom. Inside mounts, Two-on-One headrails and Three-on-One headrails are not recommended.

• The height of a Relaxed or London Roman is the short point of the "smile."



Turned Headrail

A Turned Headrail makes the headrail's depth 3/4" and the height 1-1/2". This is most commonly done in cases of limited mounting depth and is a no charge option.

- Turned Headrails are not available on UpRight, Cordless ONE Control™ or Duo-Fold shades.
- 3" screws are standard for IM. 2" screws are standard for OM. New York and "L" brackets are not available.



Fabric By The Yard

Cut fabric may be ordered in any pattern. See the Fabric index on pages B56-B57 for the retail cost per yard.

- Fabrics are available in full yards only.
- The minimum order is 1 yard.

Notes About Sheer Shades

- The Classic, Relaxed and London Sheer Shades are a single, unlined layer of sheer material and are very transparent.
- The pleats of the Hobbled Sheer Shade result in the shade being triple layered. While still not recommended for privacy, the Hobbled Sheer Shade is less transparent than the other styles.
- The Knife Pleat Shade and Ribbed Pleat Shade are not available as sheer shades.

SHEER "UNDER VALANCE"

Waterfall style Sheer Shades are constructed with a special "Under Valance". The Under Valance is a 3-1/2" tall double layered strip mounted between the shade and the headrail to mask the hardware.



The Under Valance hides the hardware of a sheer Waterfall Shade.

Horizons Soft Roller Shades

Soft Roller Shade Styles

The Horizons Soft Roller Shade is a beautiful drapery fabric fused to quality blackout shade cloth, all on a smooth running spring roller shade or optional clutch. Choose available fabrics from the index on pages B56-B57 from the Horizons Soft Treatments collection or C.O.M.

Standard Features

- Spring Roller or Clutch Roller controls
- Heavy Duty Metal Barrel
- Blackout Lining Only
- Clear Plastic Grip

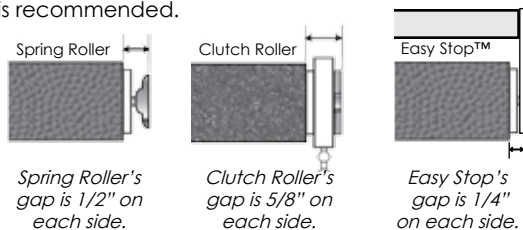
Size Limitations

	Spring Roller	Clutch Roller
Minimum Width:	13-3/4"	8"
Maximum Width:	96"*	96"*
Minimum Height:	6"	6"
Maximum Height:	96"*	96"*

*Most fabrics can be seamed and have a maximum width of 96". Some fabrics cannot be seamed. See the chart on page B91 for the maximum width.

Inside Mount Edge Light Gaps

Due to hardware requirements, there are edge light gaps on all Inside Mount roller shades. To avoid light gaps, Outside Mount is recommended.



Installation Brackets

UNIVERSAL SPRING ROLLER BRACKETS are the standard bracket for Spring Roller Shades. They may be used for wall, ceiling or inside mount.

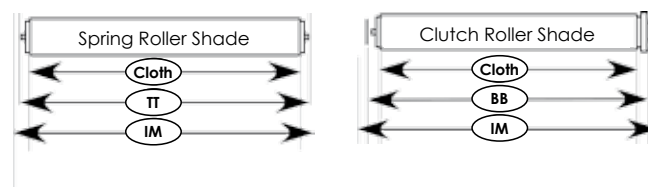
Extended Spring Roller Brackets are also available and add 1/2" of projection for clearance.

UNIVERSAL CLUTCH ROLLER BRACKETS are the standard bracket for Clutch Roller shade. They may be used for wall, ceiling or inside mount.

Extended Clutch Roller Brackets are also available and add 1/2" of projection for clearance.



Measuring Notes



Cloth Measurement Size (Cloth) is the width of the cloth on the shade barrel. Specify "Cloth" for outside mounts when a specified fabric width is required and there is room to move the brackets.

Bracket-to-Bracket Size (BB) is the exact size of the shade including the installation brackets. The fabric width of the shade will be approximately 1-1/4" narrower than the bracket-to-bracket size. **Bracket-to-Bracket is not used with Spring Roller Shades.**

Tip-to-Tip Size (TT) is the exact size of the entire shade unit. Specify "TT" when you have made your own size adjustments. **Tip-to-Tip is not used with Clutch Roller Shades.**

Inside Mount Size (IM) is the exact width of the window opening. Specify "IM" when you want the workroom to make a 1/8" deduction from the window opening size so the shade will fit inside. Note, the fabric width will be about 1" narrower on a Spring Roller and 1-1/4" narrower on a Clutch Roller.

Roller Wrap

Extra length is automatically added to allow for the top of the shade to wrap around the roller.

Bottom Hems

All Roller Shades are finished at the bottom with a neatly sealed bottom hem.



C.O.M. Notes

Due to fabric content, some fabrics are not suitable for fusing.

One yard of fabric is REQUIRED for testing.

For the best results please choose dimensionally stable drapery fabrics. Plaids, 100% synthetic, tapestry, very heavy fabrics, sheers and fabrics with raised patterns are not suitable for fusion. Because of the nature of fabric, striped patterns may not be perfectly straight. Rare or irreplaceable fabrics should not be sent in for fusing. All fabrics are subject to approval.

Due to the fusion process and the salvage, the maximum unseamed width of a shade made from C.O.M. is 6" less than the fabric width.

C.O.M YARDAGE

To determine the amount of yardage required for a C.O.M. shade call customer service with your shade style.

Options

EASY STOP CONTROLS see page D47

CLASSIC VALANCES see page D47

DECORATIVE TRIMMING see page D47

CONTEMPO SCALLOPS see page D47

DECORATIVE PULLS see page D47

CASSETTE ROLLER SHADE see page D48

FASCIA ROLLER SHADE see page D49

Seaming

Most fabrics can be seamed to allow the full 96" maximum width. The workroom will take special care in seaming but please note that SEAMS ARE VISIBLE. Below are the fabrics that can be fused and the maximum widths they can be made with a seam. See the fabric index on pages B56-B57 for all the Horizons Soft Treatments fabrics.

Fabric Name	Max Width Unseamed	Max Width Seamed
Ambiance	48"	n/a
Avan	48"	n/a
Bali	48"	96"
Bangalore	51"	n/a
Bangkok	48"	96"
Bressana	48"	n/a
Brisbane	48"	n/a
Brissac	48"	96"
Calm	96"	96"
Costa Rica	48"	n/a
Dalton	51"	n/a
Ellora	48"	n/a
Elmley	46"	n/a
Embroidered Linen	50"	n/a
Embroidered Scroll	50"	n/a
Empire	48"	96"
Findlay/Cliffside	48"	96"
Hadrian	48"	n/a
Hickory	48"	n/a
Jefferson Linen	49"	n/a
Kiev	48"	n/a
Manchu	48"	96"
Micro Suede	52"	96"
Mikado	48"	96"
Morgan	50"	n/a
Padua	45-3/4"	96"
Pargo/Cliffside	48"	96"
Peaceful	96"	96"
Raven	49"	n/a
Rawhide	48"	96"
Repose	96"	96"
Rockefeller Stripe	48"	96"
Solace	96"	96"
Stardust	50"	n/a
St. Lawrence	48"	96"
Sutra	54"	96"
Sydney	48"	n/a
Tahoe	53"	96"
Valdosta/Cliffside	48"	96"
Westport	52"	96"

MOTORIZATION: page D53

PRICING: pages B62-B63

Horizons® Twin Shade

United States Patent #8,261,808 B2

Twin Shade

The Twin Shade is a dual shade system with a beautiful roman shade on the front and a roller shade on the back that acts like a movable lining. The front roman shade can be from either the Natural Shade, Soft Treatments or Shades of Elegance collections. Choose the back roller shade from the Shades of Elegance roller shade collection

Standard Features

- The patented (#8,261,808 B2) dual headrail systems.
- Classic Valance.
- Cord lock controls on the front Roman Shade
- Clutch controls on the back Roller Shade

Size Limitations

Minimum Width: 21"	IM depth required:	
Maximum Width: 96"	(shades up to 72" x 72")	3"
Minimum Height: 24"	(shades over to 72" x 72")	4"
Maximum Height: 96"	(shades with UpRight)	4"

Available Shade Styles

The Classic, Knife Pleat and Ribbed Pleat styles are available for the front shade of a Twin Shade. Hobbled, Relaxed, London and Soft Roller are not available.

Available Patterns

- The **front shade** may be ordered from any of the Horizons Natural Shade, Soft Treatments or Shades of Elegance collections.
- The **back shade** may be ordered in any of the Shades of Elegance fabrics EXCEPT Siesta.

Valance and Returns

- Twin Shades with cord lock controls will have an 8" long classic valance.
- Twin Shades with UpRight Controls will have a 10" long valance.
- Outside Mount Twin Shades will have full length valance returns.
- Inside Mount Twin Shades are constructed without returns.

Stacking Dimensions

Height To:	Stack To:
36"	13"
48"	15"
60"	16"
72"	17"
84"	18"
96"	19"

Stacking heights are approximate.

Installation Brackets

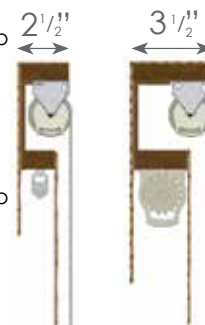
Extended New York ("XNY") Brackets are used for OM Twin Shades due to the larger headrail size, not to increase the shade's distance from the wall.

2" Screws are standard for IM Twin Shades.

Headrail Sizes

Twin Shades constructed with a 3-1/2" top headrail:

- All OM Twin Shades
- IM Twin Shades over 72" x 72"
- All Twin Shades with UpRight



Twin Shades constructed with a 2-1/2" top headrail:

- IM Twin Shades under 72"x 72" that do not have an UpRight

Measuring Notes

For an OUTSIDE MOUNT:

- A. The headrail and valance will be approximately 1" wider on each side than the front shade.
- B. The front shade will be the exact width you order.
- C. The back shade will also be the exact width you order.



For an INSIDE MOUNT:

- A. The headrail and valance will only be 1/8" narrower than the exact width you order. Measure the inside width very precisely at the top of the window where the headrail will be mounted.
- B. The front shade will be 3/4" narrower than the headrail on the control side and 1/4" narrower on the opposite side.
- C. The back shade will be 3/4" narrower than the front shade on each side.

Options

Available options for the **front** shade:

- UpRight Controls
- Lining
- Edge Accents Banding
- Decorative Trimmings
- Duo-Fold

See pages B87-B89 for more details about these options

Options NOT available on a Twin Shade: Waterfall Style, Turned Headrails, Multiple Shades on One Headrail, Contempo Scallops, Spring Roller Controls, Decorative Pulls and Motorization.

PRICING: page B58 (front), D40 (back) Surcharge B59



Motorized Fabric Shades



Motorized Fabric Roman Shades

Horizons Fabric Roman Shades and Soft Roman Shades are available with either BATTERY powered motors or A/C (plug-in) powered motors. The remote control is radio frequency.

Standard Specifications

- Reliable Somfy motor system
- Premium pine headrail, wrapped in matching fabric (3-1/2" depth x 3/4" high)
- The shade waterfalls off the front of the headrail.
- Ivory or White Lining (workroom matches)
- Pre-programmed for easy installation

Size Limitations

	Battery	A/C
Minimum Width:	18"	28"
Minimum Height:	24"	24"
Maximum Width:	96"	96"
with Blackout Lining:	72"	72"
Maximum Height:	108"	108"
Flush IM depth required:	4"	4"
Minimum IM depth:	2"	2"

Note: The maximum total size of a battery operated Classic, Knife or Ribbed Pleat Roman shade is 70 square feet with standard lining and 50 square feet with blackout lining. The London, Relaxed and Hobbled Roman Shades have a maximum total size of 40 square feet with standard lining and 30 square feet with blackout lining.

Controls

- The remote control for all motorized shades are radio frequency (not infrared) and come pre-programmed for your shades.
- Wall switch controls also available.
- One remote control is able to independently operate multiple shades in a single room.



Remote Controls



Wall Switch Controls

Stacking Space

Motorization adds approximately 4" to the shade's stacking dimension shown on page B86.

Valances

The height of the valance on motorized shades ordered with valances will be 8".

Measuring Notes

- Record the measurements of multiple shades in one room in sequence -- left to right -- on the order form. The workroom will pre-program the remote control in that sequence.
- Due to the 3-1/2" headrail, Extended New York Brackets are required for OM installation, but do not increase the shade's distance from the wall. 2" Screws are standard for IM installation.
- Specify the name of the room each shade will be in. This is required information for programming.

Options

All of the standard shade options on pages E87-E89 are available on motorized shades EXCEPT duo-fold, UpRight, turned headrail, Cordless ONE Controls™, hold downs and miters.

Battery Powered Notes


- Each shade includes a reloadable lithium battery pack with 8 "AA" batteries. The life of the battery pack is approximately 2 years under normal daily use. Replacement batteries may be purchased at any store that sells lithium batteries.



A/C (Plug-In) Notes

- A/C shades come standard with a 6-foot long power cord that plugs into a standard wall outlet. Lengths of 12', 18' or 24' are also available. The shades may optionally be hard-wired to the wall by a professional electrician.
- To avoid possible interference, A/C motors should be at least 19" apart.
- The motor location is on the right side of the shade. Motor location on the left may be specified.

PRICING: Price shade from pages B58-B62 plus motorization on page F1



Horizons

Draperies & Side Panels

Drapery & Side Panels

Horizons Custom Draperies & Side Panels are available in eleven drapery header styles: Pinch Pleat, Crown Pleat, Inverted Pleat, Goblet Pleat, Rod Pocket, Grommet, Flat, Flowing, Gathered Tab Top, Traditional Tab Top and Ripplefold.

See pages B96-B101 for specific order considerations on each header style.

Standard Specifications

- All draperies & side panels are made at 2-1/2x fullness for standard (non-sheer) fabrics, except for Ripplefold and Traditional Tab Tops which are 2x fullness. For Sheer fabrics all draperies are 3x fullness, except for Ripplefold which are 2.2x (120%) fullness.
- The leading edge (or overlap) size is 3-1/2".
- The workroom will coordinate either ivory or white lining.

Size Limitations

Minimum Width:	20"
Maximum Width (one way):	180"
Maximum Width (split):	290"
Maximum Width Ripplefold:	190"
Minimum Height:	24"
Maximum Height:	240"

Measuring Notes

- The workroom will deduct 3/4" from the total height of the drapery/side panel for an inside mount (IM). No deduction will be taken in width.
- See measuring instructions on page B72.

Stacking Dimensions

Drapery Width	One Way	Split (Each Side)
24"	8"	4"
40"	13"	7"
60"	20"	10"
80"	27"	13"
100"	33"	17"
120"	40"	20"
140"	47"	23"
160"	53"	27"
180"	60"	30"
190"	-	32"
210"	-	35"
230"	-	38"
250"	-	42"
270"	-	45"
290"	-	48"

Stacking dimensions are approximate. See page B97 for Ripplefold Stack Chart.

B94

What is the difference between a Drapery and a Side Panel

A Drapery is a fully custom panel or pair of panels, made to your exact size in both width and height. They may be traversing or stationary.

A Side Panel is intended to be a stationary treatment at the side(s) of the window. They are made to your custom height and available either 20" or 40" wide (hung on the rod with fullness). A 20" panel contains a full 50" width of material and a 40" panel contains two 50" widths of material. Half width sizes are available.

Rod & Pole Options

PREMIUM TRAVERSE ROD

An architectural-style traverse rod custom assembled to your exact size. It may be used for any traversing drapery style including Ripplefold.

- One-way or split draw rods are available.
- Cord operated are standard, wands are available as a no charge option.

ECONOMY TRAVERSE ROD

A stock, telescoping traverse rod applicable for smaller sizes and lighter draperies like sheers. It is not compatible with Ripplefold draperies.

- One-way or split draw rods are available.
- Cord operated are standard, wands are available as a no charge option.

DECORATIVE TRAVERSE RODS

Horizons Decorative Traverse Rods are Premium Traverse Rods with a decorative 2" wood fascia attached (patent pending).

- Cord operated are standard, wands are available as a no charge option.

See Pages C64-C65 for all the Decorative Traverse Rod specifications.



HORIZONS DECORATIVE HARDWARE RODS AND POLES

Any of the style of Horizons Decorative Hardware (see section C of this Product Guide) may be used with non-traversing Draperies or Side Panels. They are available with or without rings.

Linings

STANDARD LINING is a light filtering lining; standard on all non-sheer draperies and side panels.

PREMIUM LINING is an optional upgraded light filtering lining.

BLACKOUT LINING is also an optional upgrade.

INTERLINING is an optional third layer between the face fabric and the back lining to provide greater opacity, better energy efficiency and extra fullness. **Note:** Interlining adds weight to a drapery. For draperies over 49 square feet order the Premium Traverse Rod.

DUAL LINING is an optional dual-layered lining that is a combination of interlining and the standard lining.

SHEER DRAPERIES are unlined.

Returns

- The standard return size for draperies is 3-1/2" for pleated styles and 4" for Side Panels.
- Return sizes are available from 0" - 7-1/2".
- Rod Pocket, Tab Tops, Grommet, Flat and Flowing Styles are made with no returns.

Duo-Drapes

A Duo-Drape is a two-tone drapery made from two complementary fabrics joined at a horizontal seam.

- Please specify the location of the horizontal seam when ordering.
- Similar weight fabrics are recommended for this application.



Tie Backs

Tie-backs are 4" tall and long enough to pull back the treatment half the width of the drapery panel. They are flat, fabric wrapped buckram. Tie-backs may be made from matching, contrasting, or C.O.M. Decorative Trimmings may be applied to the top and/or bottom of the tie-back.



Concealed Tie-Back Holders

Concealed tie-back holders, adjustable from 5" - 8", are available for all draperies.

Decorative Trimmings

Decorative Trimmings (Bead Fringes, Tassels, Tassel Fringes and Brush Fringes) may be placed along the leading edge and the stationary edge of the drapery or side panel. Decorative Trimmings are also available on the top and/or bottom of tie-backs.

Edge Accents Banding

2-1/2" Edge Accents Banding and Inset Edge Accents are available options on Draperies and Side Panels. All standard (non-sheer) fabrics may be banded or used as banding. Banding may be placed on the leading edge and/or the stationary edge of the drapery.

Special Considerations

Operating Grommet, Flat and Flowing Draperies

Most decorative rods and poles require a center support bracket when ordered over certain widths. Center support brackets will interfere with Grommet, Flat and Flowing drapery styles that are intended to be drawn.

The following are the maximum sizes that rods should be installed without a center support:

Rod Style	Maximum Width
3/4" Metal Rod	48"
1-3/8" Metal Rod	72"
1-3/8" Wood Pole	72"
2" Wood Pole	96"

Pleated Header Styles

Pleated draperies are attached to a rod using pin hooks. They can be used as stationary panels or as movable draperies on a traversing rod. There are four styles of pleated draperies: Pinch, Crown, Inverted and Goblet.



Pinch Pleat



Crown Pleat



Goblet Pleat



Inverted Pleat

About Pleated Draperies

PIN SETTINGS

The standard pin setting is 1-3/4" down from the top of the drapery. Other pin settings are available upon request at no charge. The pin setting for an under treatment is 1-1/2". When ordering a drapery with a Decorative Traverse Rod the pin setting is 1/2".

UNDER TREATMENTS

The workroom will make a 1/2" deduction from the height of draperies used as an under treatments.

SPRING BACK

Pleated Draperies mounted on decorative poles with loose rings may "spring back" slightly from the closed position. To prevent this from occurring order the drapery 10% wider than the pole width.

Example: Using a 90" width. 10% is 9". Add this 9" to the drapery width. $90" + 9" = 99"$. The rod will remain at 90" wide on the order while the drapery should be ordered at 99" wide to avoid spring back.

PLEAT COUNTS

Drapery Width	# of Pleats
20"	5
24"	6
36"	10
40"	10
48"	14
60"	18
72"	22
84"	24
96"	28
108"	32
120"	34
132"	38
144"	42
156"	46
168"	50
180"	54

Note: When ordering loose rings for pleated draperies, add one extra ring to the above chart to account for the lead pleat.

Rod Pocket Style



Rod Pocket Draperies are clean, simple panels shirred onto any rod. Because they fit tightly onto the rod, the Rod Pocket style is usually used as stationary panels. They may be ordered with or without a header.

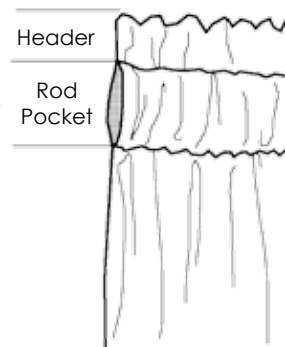
WHAT POCKET SIZE TO ORDER

Rod Type	Pocket Size	Rod Take Up*
1" oval rod	1-1/2"	1/2"
3/4" pole	1-1/2"	1/2"
1-3/8" pole	3"	1"
2-1/2" flat	3-1/2"	1/2"
2" pole	4"	1-1/2"
2-1/4" pole	5"	1-3/4"
3" pole	6-1/2"	2"
4-1/2" flat	5-1/2"	1/2"

*Note: Shirring draperies & side panels onto a rod or pole shortens the height. The workroom will add these allowances for take up.

HEADERS

Headers may be any size from 0" (i.e., no header) to 6". Rod Pocket panels are sewn with **standard 2" headers** unless otherwise specified. Finished height includes the header.



Ripple Fold Draperies




Ripplefold Draperies are a contemporary drapery named for the soft ripples. Ripplefold Draperies operate on a special premium ripplefold traversing track, available from Horizons and priced on page B67.

BUTTING VS. OVERLAP

The center pleats of a split-draw Ripplefold may be made to overlap or butt together when closed. Please specify when ordering.

Butting Overlap



STACKING DIMENSIONS

Width	1-Way	Split
24"	11"	8"
40"	15"	10"
60"	21"	13"
80"	26"	15"
100"	31"	18"
120"	37"	21"
140"	43"	23"
160"	47"	27"
180"	53"	29"
190"	55"	30"

RIPPLEFOLD TRACK

Ripplefold Draperies operate on a special premium ripplefold traversing track, available from Horizons and priced on page B67.

SEAM EXPOSURE

Ripplefold Draperies made in multiple panels may have exposed seams.

Flat Style



Flat draperies are a simple yet elegant style that are stiffened with buckram and attached to decorative rods with ring clips.

NUMBER OF RINGS

Width	Rings
20"	8
40"	16
60"	24
80"	32
100"	40
120"	48
140"	56
160"	64
180"	72

Using an even number of rings will ensure that the first and last pleat both face correctly.

Flowing Style



Flowing Draperies are soft, casual, droopy draperies attached to the rod with ring clips. The amount of natural droop may be changed by adding or subtracting ring clips.

SUGGESTED NUMBER OF RINGS

Width	Rings
20"	6
40"	12
60"	18
80"	24
100"	30
120"	36
140"	42
160"	48
180"	54

Note: More rings will cause smaller droops; fewer rings will result in larger droops.

Traditional Tab Top



Tab Tops are a simple, clean design with tabs of fabric that hold the drapery to the rod.

TRADITIONAL TABS SIZES

Traditional Tab Tops are simple and clean and have a 1-1/2" wide tab. See the below chart for the recommended tab length. The finished height of the drapery includes the tab.

<u>Pole Type</u>	<u>Tab Length</u>	<u>Approx. Take Up*</u>
3/4" pole	3"	1/2"
1-3/8" pole	3"	1"
2" pole	4-1/2"	1-1/2"
3" pole	4-1/2"	2"

*Note: Please specify the rod type when ordering, the workroom will add these allowances for take up.

Gathered Tab Top



Gathered Tab Tops are a wonderful variation of the traditional tab top that includes a decorative band on each tab. The band may be matching or contrasting.

GATHERED TAB SIZES

See the below chart for the recommended tab length. The finished height includes the tab.

<u>Rod Type</u>	<u>Tab Length</u>	<u>Approx. Take Up*</u>
3/4" pole	5-1/2"	1/2"
1-3/8" pole	5-1/2"	1"
2" pole	7"	1-1/2"
3" pole	7"	2"

*Note: Please specify the rod type when ordering, the workroom will add these allowances for take up.

Grommet Style



Grommet draperies are an attractive, soft, folding style in which grommets are used with a decorative pole.

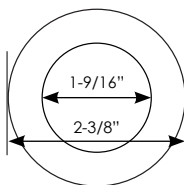
NUMBER OF GROMMETS

Width	Grommets
20"	8
40"	16
60"	24
80"	32
100"	40
120"	48
140"	56
160"	64
180"	72

GROMMET SIZES

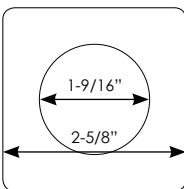
Small Round Grommet:

The inside diameter is 1-9/16".
The outside dimension is 2-3/8".
Small Round Grommets will accommodate poles up to a maximum of 1-3/8" diameter.



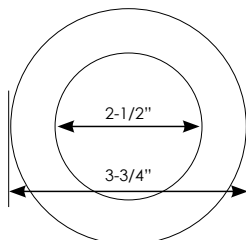
Square Grommet:

The inside diameter is 1-9/16".
The outside dimension is 2-5/8".
Square Grommets will accommodate poles up to a maximum of 1-3/8" diameter.



Large Round Grommet:

The inside diameter is 2-1/2".
The outside dimension is 3-3/4".
Large Round Grommets will accommodate poles up to a maximum of 2" diameter.



Small Round Drapery Grommets

INSIDE DIAMETER: 1-9/16"

OUTSIDE DIAMETER: 2-3/8"

ROD SIZES: Small Round Grommets will accommodate poles up to a maximum of 1-3/8" diameter.



Antique Copper



Black



Antique Brass



Brass



Matte



Satin Smoke



Nickel

Square Drapery Grommets

INSIDE DIAMETER: 1-9/16"

OUTSIDE DIAMETER: 2-5/8"

ROD SIZES: Square Grommets will accommodate poles up to a maximum of 1-3/8" diameter.



Large Round Drapery Grommets

INSIDE DIAMETER: 2-1/2"

OUTSIDE DIAMETER: 3-3/4"

ROD SIZES: Large Round Grommets will accommodate poles up to a maximum of 2" diameter.

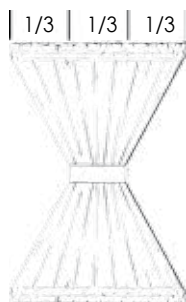


Horizons

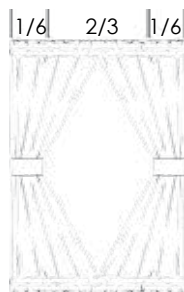
Rod Pocket Top & Bottom



Straight



Hourglass



Diamond



Diamond Left



Diamond Right

Standard Specifications

- 3x fullness for sheer fabrics
- 2-1/2x fullness for standard (non-sheer) fabrics
- No lining on sheers
- Standard lining on standard (non-sheer) fabrics
- 1-1/2" headers
- 1-1/2" rod pockets

Size Limitations

Minimum Width:	8"
Maximum Width:	48"
Minimum Height:	8"
Maximum Height:	192"

Measuring Notes

The height of a standard Rod Pocket Top & Bottom includes the headers. The workroom will make allowances for rod pocket take-up.

Rod Pocket To & Bottom panels are OM only. No IM deductions will be made.

Contour Cut

The Hourglass and Diamond styles are constructed with a contour-cut at the top and bottom which are physically different than the Straight style. This means that an Hourglass or Diamond cannot be converted into a Straight style and a Straight style cannot be converted into an Hourglass or Diamond.

Headers

The default header size is 1-1/2", but any size from 0" (i.e. no header) to 6" can be specified. Also note that the total height of the unit includes the headers.

Rod Pocket Sizes

The default rod pocket size is 1-1/2", but any size from 1" to 6-1/2" can be specified.

Rod Type	Pocket Size	Rod Take Up*
1" oval rod	1-1/2"	1"
3/4" pole	1-1/2"	1"
1-3/8" pole	3"	2"
2-1/2" flat	3-1/2"	1"
2" pole	4"	3"
2-1/4" pole	5"	3-1/2"
3" pole	6-1/2"	4"
4-1/2" flat	5-1/2"	1"

*Note: Shirring the unit onto the rods or poles shortens the height. We will add these allowances for Rod Take Up.

TIE BACKS

Tie backs are 2" tall and long enough to pull the treatment back to 1/3 of its total width. They are flat, fabric wrapped buckram fastened with velcro. They may be made from contrasting material or C.O.M. Tie backs are required for Hourglass and Diamond styles. Tie backs cannot be used with the Straight style.

FULLNESS

2-1/2x fullness is standard for standard (non-sheer) fabrics. 3x fullness is standard for sheer fabrics. Sheers can be ordered at 4x fullness for an extra charge.

LINING

Sheer Rod Pocket Top & Bottom Panels are fabricated unlined. All standard (non-sheer) fabrics are available with standard lining, unlined (no extra charge), contrasting (surcharge), blackout (surcharge) or self lining (surcharge).

RODS

Optional Sash Rods for Outside Mount units or Spring Tension Rods for Inside Mount units are available for an additional charge upon request. Our standard rod pocket size of 1-1/2" will accommodate either type of rod.

PRICING: pages B70-B71



Horizons[®] Motorized Draperies

Motorized Drapery

Horizons Draperies are available with A/C (plug-in) powered motors. The remote control is infrared.

Standard Specifications

- Heavy-duty Makita motor system
- Pre-programmed for easy installation
- One-way motors are positioned on the stack side of the drapery. The motor location for a split draw must be specified on the order form as left or right.

Size Limitations

Minimum Width:	24"
Minimum Height:	24"
Maximum Width:	240"
Maximum Height:	240"

Remote Control

- The remote controls for all motorized draperies are infrared (line of sight) and come pre-programmed.
- A single remote control operates multiple draperies in a single room.



Measuring Notes

- Record the measurements of multiple draperies in one room in sequence – left to right – on the order form. The workroom will pre-program the remote control in that sequence.
- For detailed measuring instructions see page B72.

A/C (Plug In) Notes

A 9' power cord is standard and plugs into a standard wall outlet. The drapery may be hard-wired to the wall by a professional electrician.

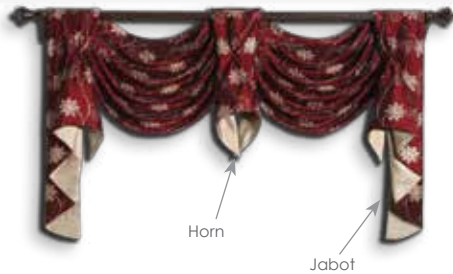
Stacking Space

The motor adds approximately 5" to the drapery's stacking dimensions shown on page B94.

Options

The standard drapery options of lining, interlining, decorative trimmings and edge accents are all available on a motorized unit.

PRICING: page B66-B67
MOTORIZATION: page F1



Style: V1

WIDTH:

Minimum: 40"
Maximum: 192"

HEIGHTS:

Swags: 18"- 20" approx.
Jabots: 36" approx.
Horn (center): 23" approx.

SWAG COUNT:

2 swags up to 66" wide
3 swags up to 92" wide
4 swags up to 119" wide
5 swags up to 149" wide
6 swags up to 169" wide
7 swags up to 192" wide

MEASURING/MOUNTING NOTES:

- Outside mount only.
- Sections are pre-formed at the workroom and are attached to the pole with provided velcro for easy installation.

RETURN/BOARD/ROD SIZES:

- This style does not have returns.
- This style may be mounted on any rod from 3/4" to 2" diameter.

AVAILABLE FABRICS:


The V1 is only available in non-sheer Horizons Soft Treatments fabrics or C.O.M.

LINING:

- Swags are light filtering lined only. Interlining is optional.
- Jabots and horn (center) are self lined standard. Contrasting lining and interlining are optional.

DECORATIVE TRIMMINGS:

Decorative Trimmings may be applied on the bottoms of the swags and/or at the bottom of the jabots and horn (center). See pages B121-B124 for trim compatibility.



Style: V2

WIDTH:

Minimum: 36"
Maximum: 192"
Pelmet and Jabots: 9"

HEIGHTS:

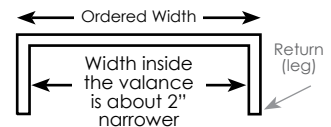
Straight portion: 14" or 18"
Jabots: 36" standard, available up to 108"
Pelmets: 5" longer than the bottom of the straight portion

PELMET COUNT:

1 Pelmet up to 120" wide
2 Pelmets up to 192" wide

MEASURING/MOUNTING NOTES:

- Outside mount only.
- This style is constructed with fabric wrapped wood legs for returns. Add a minimum of 3" to the width to allow for their thickness.
- V2 is mounted with "L" brackets like a traditional cornice.



RETURN/BOARD/ROD SIZES:

- A 3-1/2" board/return is standard.
- 1-1/2", 2-1/2", 5-1/2", 7-1/4" and 9-1/4" boards/returns are also available.

AVAILABLE FABRICS:

The V2 is only available in non-sheer Horizons Soft Treatments fabrics or C.O.M.

RAILROADED FABRICS:

Most fabrics will be railroaded except those with stripes or distinct vertical orientation, which will be cut and seamed.

LINING:

- Blackout lining is standard for the straight portion.
- Jabots and pelmets are self lined standard. Contrasting lining and interlining are optional.

DECORATIVE TRIMMINGS:

Decorative Trimmings may be applied on all bottom edges. Cording may be added to the top in place of welting. See pages B121-B124 for trim compatibility.

WELTING:

A 1/4" welt at the top is standard. A larger 1/2" welt is optional. A contrasting welt is also optional.



Style: V3

WIDTH:

Minimum: 40"
Maximum: 192"

HEIGHTS:

Short point: 12" approximate
Long point: 22" approximate

SWOOP COUNT:

This style always has two swoops.

MEASURING/MOUNTING NOTES:

- Outside mount only.
- V3 is mounted with "L" brackets like a traditional cornice.

RETURN/BOARD/ROD SIZES:

- A 3-1/2" board/return is standard.
- 1-1/2", 2-1/2", 5-1/2", 7-1/4" and 9-1/4" boards/returns are also available.

AVAILABLE FABRICS:

The V3 is available in any Horizons Soft Treatments fabric or C.O.M.

RAILROADED FABRICS:

Most fabrics will be railroaded except those with stripes or distinct vertical orientation, which will be cut and seamed.

LINING:

- Standard (non-sheer) fabrics are self lined standard. Contrast lining and Interlining are optional.
- Sheer fabrics are self lined standard. Voile lining is optional.

DECORATIVE TRIMMINGS:

Decorative Trimmings may be applied on the bottom edge. Cording may be added to the top in place of welting. See pages B121-B124 for trim compatibility.

WELTING:

A 1/4" welt at the top is standard. A larger 1/2" welt is optional. A contrasting welt is also optional.



Style: V4

WIDTH:

Minimum: 24"
Maximum: 100"

HEIGHTS:

Short point: 12" approximate
Long point (center swoop): 15" approximate
Long point (kerchief): 22" approximate

SWOOP COUNT:

This style always has one swoop.

MEASURING/MOUNTING NOTES:

- Outside mount only.
- V4 is mounted with "L" brackets like a traditional cornice.

RETURN/BOARD/ROD SIZES:

- A 3-1/2" board/return is standard.
- 1-1/2", 2-1/2", 5-1/2", 7-1/4" and 9-1/4" boards/returns are also available.

AVAILABLE FABRICS:

The V4 is available in any Horizons Soft Treatments fabric or C.O.M.

RAILROADED FABRICS:

Most fabrics will be railroaded except those with stripes or distinct vertical orientation, which will be cut and seamed.

LINING:

- Standard (non-sheer) fabrics are self lined standard. Contrast lining and Interlining are optional.
- Sheer fabrics are self lined standard. Voile lining is optional.

DECORATIVE TRIMMINGS:

Decorative Trimmings may be applied on the bottom edge. Cording may be added to the top in place of welting. See pages B121-B124 for trim compatibility.

WELTING:

A 1/4" welt at the top is standard. A larger 1/2" welt is optional. A contrasting welt is also optional.



Style: V5

WIDTH:

Minimum: 24"
Maximum: 192"

HEIGHTS:

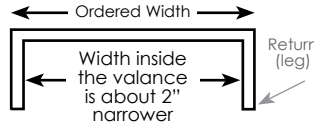
10", 14" or 18"

SWAG COUNT:

Not applicable

MEASURING/MOUNTING NOTES:

- Outside mount only.
- This style is constructed with fabric wrapped wood legs for returns. Add a minimum of 3" to the width to allow for their thickness. Note: The fabric is stretched across the face, there is no board across the front.
- V5 is mounted with "L" brackets like a traditional cornice.



RETURN/BOARD/ROD SIZES:

- A 3-1/2" board/return is standard.
- 1-1/2", 2-1/2", 5-1/2", 7-1/4" and 9-1/4" boards/returns are also available.

AVAILABLE FABRICS:

The V5 is only available in non-sheer Horizons Soft Treatments fabrics or C.O.M.

RAILROADED FABRICS:

Most fabrics will be railroaded except those with stripes or distinct vertical orientation, which will be cut and seamed.

LINING:

This style is available with blackout lining only.

EDGE ACCENTS BANDING:

2" Edge Accents Banding is optional across the bottom.

DECORATIVE TRIMMINGS:

Decorative Trimmings may be applied on the bottom edge. Cording may be added to the top in place of welting. See pages B121-B124 for trim compatibility.

WELTING:

A 1/4" welt at the top is standard. A larger 1/2" welt is optional. A contrasting welt is also optional.



Style: V6

WIDTH:

Minimum: 24"
Maximum: 192"

HEIGHTS:

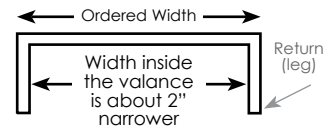
Standard: 14" with 20" kerchiefs.
Optional: 18" with 32" kerchiefs.

SWAG COUNT:

Not applicable

MEASURING/MOUNTING NOTES:

- Outside mount only.
- This style is constructed with fabric wrapped wood legs for returns. Add a minimum of 3" to the width to allow for their thickness. Note: The fabric is stretched across the face, there is no board across the front.
- V6 is mounted with "L" brackets like a traditional cornice.



RETURN/BOARD/ROD SIZES:

- A 3-1/2" board/return is standard.
- 1-1/2", 2-1/2", 5-1/2", 7-1/4" and 9-1/4" boards/returns are also available.

AVAILABLE FABRICS:

- The V6 is only available in non-sheer Horizons Soft Treatments fabrics or C.O.M.
- The kerchiefs may be matching or contrasting fabric.

RAILROADED FABRICS:

Most fabrics will be railroaded except those with stripes or distinct vertical orientation, which will be cut and seamed.

LINING:

- The straight portion is available with blackout lining only.
- The kerchiefs are self lined.

EDGE ACCENTS BANDING:

Not applicable

DECORATIVE TRIMMINGS:

Decorative Trimmings may be applied on all bottom edges. Cording may be added to the top in place of welting. See pages B121-B124 for trim compatibility.

WELTING:

A 1/4" welt at the top is standard. A larger 1/2" welt is optional. A contrasting welt is also optional.



Style: V7

WIDTH:

Minimum: 24"
Maximum: 192"

HEIGHTS:

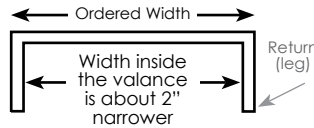
14" or 18"

SWAG COUNT:

Not applicable

MEASURING/MOUNTING NOTES:

- Outside mount only.
- This style is constructed with fabric wrapped wood legs for returns. Add a minimum of 3" to the width to allow for their thickness. Note: The fabric is stretched across the face, there is no board across the front.
- V7 is mounted with "L" brackets like a traditional cornice.



RETURN/BOARD/ROD SIZES:

- A 3-1/2" board/return is standard.
- 1-1/2", 2-1/2", 5-1/2", 7-1/4" and 9-1/4" boards/returns are also available.

AVAILABLE FABRICS:

- The V7 is only available in non-sheer Horizons Soft Treatments fabrics or C.O.M.
- The ties may be matching or contrasting fabric.

RAILROADED FABRICS:

Most fabrics will be railroaded except those with stripes or distinct vertical orientation, which will be cut and seamed.

LINING:

This style is available with blackout lining only.

DECORATIVE TRIMMINGS:

Decorative Trimmings may be applied on the bottom edge. Cording may be added to the top in place of welting. See pages B121-B124 for trim compatibility.

WELTING:

A 1/4" welt at the top is standard. A larger 1/2" welt is optional. A contrasting welt is also optional.

VALANCE TIES:

A pair of 2" valance ties may be added with or without tails. Choose any fabric from the Horizons Soft Treatments line or C.O.M.



Style: V8

WIDTH: (PER TRIANGLE)

18" or 24"

HEIGHTS:

The height of an 18" wide triangle is 20"
The height of an 24" wide triangle is 26"

MEASURING/MOUNTING NOTES:

- Outside mount only.
- The V8 is rod pocket mounted or hung on ring clips, please specify when ordering.
- The triangles may overlap up to 3" when rod pocket mounted.
- 2 clips are recommended per triangle if clip mounted.

RETURN/BOARD/ROD SIZES:

- This style does not have returns.
- This style may be mounted on any rod from 3/4" to 2" in diameter.

AVAILABLE FABRICS:


Available in any Horizons Soft Treatments fabric or C.O.M.

LINING:

- Standard (non-sheer) fabrics are self lined. Interlining is optional.
- Sheer fabrics may be self or voile lined.

DECORATIVE TRIMMINGS:

Decorative Trimmings may be applied on the bottom edges of the triangles. See pages B121-B124 for trim compatibility.



Style: V9

WIDTH:

Minimum: 24"
Maximum: 192"

HEIGHTS:

Swags: short point: 12" approximate
long point: 18" approximate
Jabots: standard: 36" approximate
Custom heights to 108" optional

SWAG COUNT:

1 swag up to 44" wide
2 swags up to 66" wide
3 swags up to 92" wide
4 swags up to 119" wide
5 swags up to 149" wide
6 swags up to 169" wide
7 swags up to 192" wide

MEASURING/MOUNTING NOTES:

- Outside mount only.
- The V9 is mounted on a matching fabric wrapped board.
- The standard is for swags to overlap right over left. Swags with left overlapping right are optional.

RETURN/BOARD/ROD SIZES:

- A 3-1/2" board/return is standard.
- 1-1/2", 2-1/2", 5-1/2", 7-1/4" and 9-1/4" boards/returns are also available.

AVAILABLE FABRICS:

The V9 is available in any Horizons Soft Treatments fabric or C.O.M.

LINING:


- Swags are light filtering lined only.
- Jabots are self lined standard, but contrasting lining and Interlining are optional.

DECORATIVE TRIMMINGS:

Decorative Trimmings may be applied on the bottoms of the swags and/or at the leading edge of the jabots. See pages B121-B124 for trim compatibility.

WELTING:

A 1/4" welt at the top is standard. A larger 1/2" welt is optional. A contrasting welt is also optional.



Style: V10

WIDTH:

Minimum: 30"
Maximum: 192"

HEIGHTS:

Swags: short point: 12" approximate
long point: 18" approximate
Jabots: standard: 36" approximate
Custom heights to 108" optional

SWAG COUNT:

1 swag up to 40" wide
2 swags up to 66" wide
3 swags up to 92" wide
4 swags up to 119" wide
5 swags up to 149" wide
6 swags up to 169" wide
7 swags up to 192" wide

MEASURING/MOUNTING NOTES:

- Outside mount only.
- The V10's sections are pre-formed at the workroom and attach to the pole with provided velcro for easy installation.
- The standard is for swags to overlap right over left. Swags with left overlapping right are optional.

RETURN/BOARD/ROD SIZES:

- This style does not have returns.
- This style may be mounted on any rod from 3/4" to 2" in diameter.

AVAILABLE FABRICS:

The V10 is available in any Horizons Soft Treatments fabric or C.O.M.

LINING:

- Swags are light filtering lined only.
- Jabots are self lined standard, but contrasting lining and Interlining are optional.

DECORATIVE TRIMMINGS:

Decorative Trimmings may be applied on the bottoms of the swags and/or at the leading edge of the jabots. See pages B121-B124 for trim compatibility.



Right over left overlap (Standard)

Style: V11

WIDTH:

Minimum: 24"
Maximum: 192"

HEIGHTS:

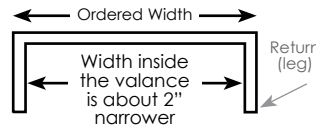
15" long point /12" short point
20" long point /15" short point

SWAG COUNT:

Not applicable

MEASURING/MOUNTING NOTES:

- Outside mount only.
- This style is constructed with fabric wrapped wood legs for returns. Add a minimum of 3" to the width to allow for their thickness.
- V11 is mounted with "L" brackets like a traditional cornice.
- Right over left overlap is standard.
- Left over right overlap is optional.



RETURN/BOARD/ROD SIZES:

- A 3-1/2" board/return is standard.
- 1-1/2", 2-1/2", 5-1/2", 7-1/4" and 9-1/4" boards/returns are also available.

AVAILABLE FABRICS:

The V11 is available in any Horizons Soft Treatments fabric or C.O.M.

RAILROADED FABRICS:

Most fabrics will be railroaded except those with stripes or distinct vertical orientation, which will be cut and seamed.

LINING:

- Standard (non-sheer) fabrics are light filtering lined only.
- Sheer fabrics are self lined standard. Voile lining is optional.

DECORATIVE TRIMMINGS:

Decorative Trimmings may be applied on the bottom edge of the front panel. Cording may be added to the top in place of welting. See pages B121-B124 for trim compatibility.

WELTING:

A 1/4" welt at the top is standard. A larger 1/2" welt is optional. A contrasting welt is also optional.



1-1/2" Button

Revealed corner

Style: V12

WIDTH:

Minimum: 24"
Maximum: 192"

HEIGHTS:

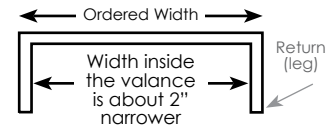
14" or 18"

SWAG COUNT:

Not applicable

MEASURING/MOUNTING NOTES:

- Outside mount only.
- This style is constructed with fabric wrapped wood legs for returns. Add a minimum of 3" to the width to allow for their thickness. Note: The fabric is stretched across the face, there is no board across the front.
- V12 is mounted with "L" brackets like a traditional cornice.
- 1-1/2" buttons are made with the face fabric standard, but a contrasting button is optional at no extra charge.



RETURN/BOARD/ROD SIZES:

- A 3-1/2" board/return is standard.
- 1-1/2", 2-1/2", 5-1/2", 7-1/4" and 9-1/4" boards/returns are also available.

AVAILABLE FABRICS:

- The V12 is only available in non-sheer Horizons Soft Treatments fabric or C.O.M.
- The revealed corners may be in a contrasting fabric.

RAILROADED FABRICS:

Most fabrics will be railroaded except those with stripes or distinct vertical orientation, which will be cut and seamed.

LINING:

This style is available with blackout lining only.

DECORATIVE TRIMMINGS:

Cording may be added to the top in place of welting. See pages B121-B124 for trim compatibility.

WELTING:

A 1/4" welt at the top is standard. A larger 1/2" welt is optional. A contrasting welt is also optional.



Style: V13

WIDTH:

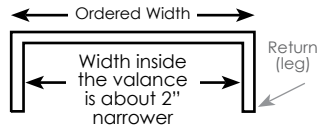
Minimum: 24"
Maximum: 192"

HEIGHTS:

20" long point /15" short point
15" long point /10" short point

MEASURING/MOUNTING NOTES:

- Outside mount only.
- This style is constructed with fabric wrapped wood legs for returns. Add a minimum of 3" to the width to allow for their thickness. Note: The fabric is stretched across the face, there is no board across the front.
- V13 is mounted with "L" brackets like a traditional cornice.



RETURN/BOARD/ROD SIZES:

- A 3-1/2" board/return is standard.
- 1-1/2", 2-1/2", 5-1/2", 7-1/4" and 9-1/4" boards/returns are also available.

AVAILABLE FABRICS:

The V13 is available in any Horizons Soft Treatments fabric or C.O.M.

RAILROADED FABRICS:

Most fabrics will be railroaded except those with stripes or distinct vertical orientation, which will be cut and seamed.

LINING:

- Standard (non-sheer) fabrics are self lined standard. Contrast lining and Interlining are optional.
- Sheer fabrics are self lined standard. Voile lining is optional.

DECORATIVE TRIMMINGS:

Decorative Trimmings may be applied on the bottom edge. See pages B121-B124 for trim compatibility.

WELTING:

A 1/4" welt at the top is standard. A larger 1/2" welt is optional. A contrasting welt is also optional.



Style: V14

WIDTH:

Minimum: 24"
Maximum: 192"

HEIGHTS:

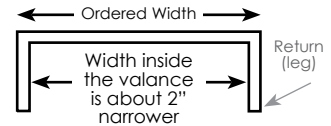
Short point: 12" approximate
Long point: 16" approximate

SWOOP COUNT:

This style always has one swoop.

MEASURING/MOUNTING NOTES:

- Outside mount only.
- This style is constructed with fabric wrapped wood legs for returns. Add a minimum of 3" to the width to allow for their thickness. Note: The fabric is stretched across the face, there is no board across the front.
- V14 is mounted with "L" brackets like a traditional cornice.



RETURN/BOARD/ROD SIZES:

- A 3-1/2" board/return is standard.
- 1-1/2", 2-1/2", 5-1/2", 7-1/4" and 9-1/4" boards/returns are also available.

AVAILABLE FABRICS:

The V14 is available in any Horizons Soft Treatments fabric or C.O.M.

RAILROADED FABRICS:

Most fabrics will be railroaded except those with stripes or distinct vertical orientation, which will be cut and seamed.

LINING:


- Standard (non-sheer) fabrics are light filtering lined only.
- Sheer fabrics are self lined standard. Voile lining is optional.

DECORATIVE TRIMMINGS:

Decorative Trimmings may be applied on the bottom edge. See pages B121-B124 for trim compatibility.

WELTING:

A 1/4" welt at the top is standard. A larger 1/2" welt is optional. A contrasting welt is also optional.



Style: V15

WIDTH:

Minimum: 24"
Maximum: 192"

HEIGHTS:

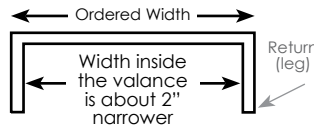
Swags: short point: 12" approximate
long point: 16" approximate
Jabots: standard: 36" approximate
Custom heights to 108" optional

SWOOP COUNT:

This style always has one swag.

MEASURING/MOUNTING NOTES:

- Outside mount only.
- This style is constructed with fabric wrapped wood legs for returns. Add a minimum of 3" to the width to allow for their thickness. Note: The fabric is stretched across the face, there is no board across the front.
- V15 is mounted with "L" brackets like a traditional cornice.



RETURN/BOARD/ROD SIZES:

- A 3-1/2" board/return is standard.
- 1-1/2", 2-1/2", 5-1/2", 7-1/4" and 9-1/4" boards/returns are also available.

AVAILABLE FABRICS:

The V15 is available in any Horizons Soft Treatments fabric or C.O.M.

RAILROADED FABRICS:

Most fabrics will be railroaded except those with stripes or distinct vertical orientation, which will be cut and seamed.

LINING:

- The swag is light filtering lined only for standard (non-sheer) fabrics. Sheers are self lined standard. Voile lining is optional.
- It is standard for jabots to be self lined. Contrasting lining is optional. Interlining is available for an additional charge. Sheers are self lined standard. Voile lining is optional.

DECORATIVE TRIMMINGS:

Decorative Trimmings may be applied on the bottoms of the swags and/or at the leading edge of the jabots. See pages B121-B124 for trim compatibility.

WELTING:

A 1/4" welt at the top is standard. A larger 1/2" welt is optional. A contrasting welt is also optional.



Style: V16

WIDTH:

Minimum: 24"
Maximum: 192"

HEIGHTS:

18" or 22" approximate

SWAG/SWOOP/PELMET COUNT:

Not applicable

MEASURING/MOUNTING NOTES:

- Outside mount only.
- This style is rod mounted.

RETURN/BOARD/ROD SIZES:

- No returns is standard, however 3-1/2", 5-1/2", 7" and 9" returns may be requested at no extra charge.
- This style may be mounted on any rod from 3/4" to 2" in diameter.
- Each gather will be bound with a matching fabric ringlet. A contrasting ringlet is available upon request at no additional charge.

FULLNESS:

2x fullness

AVAILABLE FABRICS:

The V16 is only available in non-sheer Horizons Soft Treatments fabrics or C.O.M.

RAILROADED FABRICS:

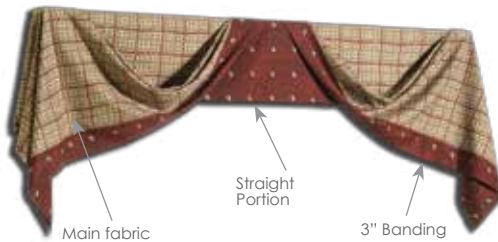
Most fabrics will be railroaded except those with stripes or distinct vertical orientation, which will be cut and seamed.

LINING:

V16 is made with standard lining. Interlining is optional.

DECORATIVE TRIMMINGS:

Decorative Trimmings may be applied on the bottom edge. See pages B121-B124 for trim compatibility.



Style: V17

WIDTH:

Minimum: 24"
Maximum: 192"

HEIGHTS:

29" long point /12" short point
26" long point /10" short point

SWOOP COUNT:

This style always has 2 swoops.

MEASURING/MOUNTING NOTES:

- Outside mount only.
- V17 is mounted with "L" brackets like a traditional cornice.

RETURN/BOARD/ROD SIZES:

- A 3-1/2" board/return is standard.
- 1-1/2", 2-1/2", 5-1/2", 7-1/4" and 9-1/4" boards/returns are also available.

AVAILABLE FABRICS:

The V17 fabric is only available in non-sheer Horizons Soft Treatments fabric or C.O.M.

- It is standard for the straight portion to be contrasting.
- The 3" banding will match the straight portion.

RAILROADED FABRICS:

Most fabrics will be railroaded except those with stripes or distinct vertical orientation, which will be cut and seamed.

LINING:

- The swoops are lined with the contrasting fabric.
- The straight portion is self lined.



Style: V18

WIDTH:

Minimum: 24"
Maximum: 192"

HEIGHTS:

15" or 18"

SWAG COUNT:

Not applicable

MEASURING/MOUNTING NOTES:

- Outside mount only.
- This style is pole mounted.

RETURN/BOARD/ROD SIZES:

- This style does not have returns.

FULLNESS:

2x fullness.

AVAILABLE FABRICS:

The V18 is only available in non-sheer Horizons Soft Treatments fabric or C.O.M.

RAILROADED FABRICS:

Most fabrics will be railroaded except those with stripes or distinct vertical orientation, which will be cut and seamed.

LINING:

This style is made with light filtering lining. Self lining and interlining are optional.

EDGE ACCENTS BANDING:


Not applicable

DECORATIVE TRIMMINGS:

Decorative Trimmings may be applied on the bottom edge. See pages B121-B124 for trim compatibility.

GROMMET COLORS:

See Pages B100-B101 for all the grommet colors.



Style: V19

WIDTH:

Minimum: 24"
Maximum: 192"

HEIGHTS:

The V19 is made standard with a 36" long point and an 18" short point. A straight 18" valance without tails is optional.

SWAG/SWOOP/PELMET COUNT:

Not applicable

MEASURING/MOUNTING NOTES:

- Outside mount only.
- This style is pole mounted with rings. Refer to the ring count chart on page B16.

RETURN/BOARD/ROD SIZES:

- This style does not have returns.
- This style may be mounted on any pole that accommodates ring clips.

FULLNESS:

- Standard fabrics: 2x fullness
- Sheer fabrics: 2-1/2x fullness

AVAILABLE FABRICS:

The V19 is available in any Horizons Soft Treatments fabrics or C.O.M.

RAILROADED FABRICS:

Most fabrics will be railroaded except those with stripes or distinct vertical orientation, which will be cut and seamed.

LINING:

- Standard (non-sheer) fabrics are self lined standard. Contrasting lining and interlining are optional.
- Sheer fabrics may be self or voile lined. Embroidered sheers will be voile lined.

DECORATIVE TRIMMINGS:

Decorative Trimmings may be applied on the bottom edge. See pages B121-B124 for trim compatibility.



Style: V20

WIDTH:

Minimum: 24"
Maximum: 192"

HEIGHTS:

32" long point /14" short point
36" long point /18" short point

SWAG/SWOOP/PELMET COUNT:

Not applicable

MEASURING/MOUNTING NOTES:

- Outside mount only.
- This style is constructed with a matching fabric wrapped board.
- V20 is mounted with "L" brackets like a traditional cornice.

RETURN/BOARD/ROD SIZES:

- A 3-1/2" board/return is standard.
- 1-1/2", 2-1/2", 5-1/2", 7-1/4" and 9-1/4" boards/returns are also available.

AVAILABLE FABRICS:

The V20 is only available in non-sheer Horizons Soft Treatments fabric or C.O.M.

RAILROADED FABRICS:

Most fabrics will be railroaded except those with stripes or distinct vertical orientation, which will be cut and seamed.

LINING:

Self lining is standard for this style. Contrasting lining and interlining are optional.

EDGE ACCENTS BANDING:

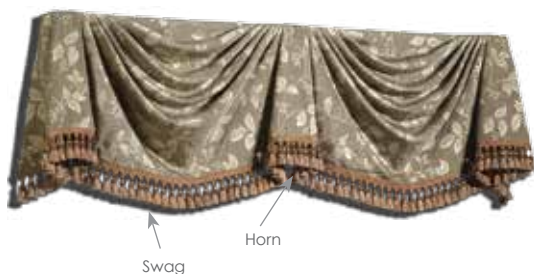
2" banding is optional at the bottom edge at no additional charge.

DECORATIVE TRIMMINGS:

Decorative Trimmings may be applied on the bottom edge. See pages B121-B124 for trim compatibility.

WELTING:

A 1/4" welt at the top is standard. A larger 1/2" welt is optional. A contrasting welt is also optional.



Style: V21

WIDTH:

Minimum: 30"
Maximum: 192"

HEIGHTS:

18" long point /14" short point

SWAG & HORN COUNT:

1 swags, 2 horns up to 36" wide
2 swags, 3 horns up to 66" wide
3 swags, 4 horns up to 92" wide
4 swags, 5 horns up to 119" wide
5 swags, 6 horns up to 149" wide
6 swags, 7 horns up to 169" wide
7 swags, 8 horns up to 192" wide

MEASURING/MOUNTING NOTES:

- Outside mount only.
- The V21 is mounted on a matching fabric wrapped board.

RETURN/BOARD/ROD SIZES:

- A 3-1/2" board/return is standard.
- 1-1/2", 2-1/2", 5-1/2", 7-1/4" and 9-1/4" boards/returns are also available.

AVAILABLE FABRICS:

The V21 is only available in non-sheer Horizons Soft Treatments fabrics or C.O.M.

RAILROADED FABRICS:

Most fabrics will be railroaded except of those with stripes or distinct vertical orientation, which will be cut and seamed.

LINING:

- The swags are standard lined.
- Interlining is optional.
- The horns are self lined standard, but contrasting lining is optional.

DECORATIVE TRIMMINGS:

Decorative Trimmings may be applied on the bottom edge. See pages B121-B124 for trim compatibility.



Style: V22

WIDTH:

Minimum: 24"
Maximum: 192"

HEIGHTS:

14" or 18"

PLEAT COUNT:

2 pleats up to 30" wide
3 pleats up to 45" wide
4 pleats up to 60" wide
5 pleats up to 75" wide
6 pleats up to 90" wide
7 pleats up to 105" wide
8 pleats up to 120" wide
9 pleats up to 135" wide
10 pleats up to 150" wide
11 pleats up to 165" wide
12 pleats up to 180" wide
13 pleats up to 192" wide

MEASURING/MOUNTING NOTES:

- Outside mount only.
- V22 is mounted with "L" brackets like a traditional cornice.

RETURN/BOARD/ROD SIZES:

- A 3-1/2" board/return is standard.
- 1-1/2", 2-1/2", 5-1/2", 7-1/4" and 9-1/4" boards/returns are also available.

AVAILABLE FABRICS:

The V22 is only available in non-sheer Horizons Soft Treatments fabrics or C.O.M.

RAILROADED FABRICS:

Most fabrics will be railroaded except those with stripes or distinct vertical orientation, which will be cut and seamed.

LINING:

This style is blackout lined only.

DECORATIVE TRIMMINGS:

Decorative Trimmings may be applied on the bottom edge. See pages B121-B124 for trim compatibility.

WELTING:

A 1/4" welt at the top is standard. A larger 1/2" welt is optional. A contrasting welt is also optional.



Style: V23

WIDTH:

Minimum: 24"
Maximum: 192"

HEIGHTS:

14" or 18"

SWAG/SWOOP/PLEAT COUNT:

This style always has one pleat in the center and one pleat at each corner.

MEASURING/MOUNTING NOTES:

- Outside mount only.
- V23 is mounted with "L" brackets like a traditional cornice.

RETURN/BOARD/ROD SIZES:

- A 3-1/2" board/return is standard.
- 1-1/2", 2-1/2", 5-1/2", 7-1/4" and 9-1/4" boards/returns are also available.

AVAILABLE FABRICS:

The V23 is only available in non-sheer Horizons Soft Treatments fabrics or C.O.M.

RAILROADED FABRICS:

Most fabrics will be railroaded except those with stripes or distinct vertical orientation, which will be cut and seamed.

LINING:

This style is blackout lined only.

DECORATIVE TRIMMINGS:

Decorative Trimmings may be applied on the bottom edge. See pages B121-B124 for trim compatibility.

WELTING:

A 1/4" welt at the top is standard. A larger 1/2" welt is optional. A contrasting welt is also optional.



2 Bottom Folds

Style: V24

WIDTH:

Minimum: 24"
Maximum: 192"

HEIGHTS:

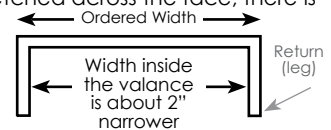
10", 14" or 18"

SWAG/SWOOP/PELMET COUNT:

Not applicable

MEASURING/MOUNTING NOTES:

- Outside mount only.
- This style is constructed with fabric wrapped wood legs for returns. Add a minimum of 3" to the width to allow for their thickness. Note: The fabric is stretched across the face, there is no board across the front.
- V24 is mounted with "L" brackets like a traditional cornice.



RETURN/BOARD/ROD SIZES:

- A 3-1/2" board/return is standard.
- 1-1/2", 2-1/2", 5-1/2", 7-1/4" and 9-1/4" boards/returns are also available.

AVAILABLE FABRICS:

The V24 is only available in non-sheer Horizons Soft Treatments fabrics or C.O.M.

- It is standard for the two folds to be made in the same fabric. Contrasting folds are available at no extra charge.

RAILROADED FABRICS:

Most fabrics will be railroaded except those with stripes or distinct vertical orientation, which will be cut and seamed.

LINING:

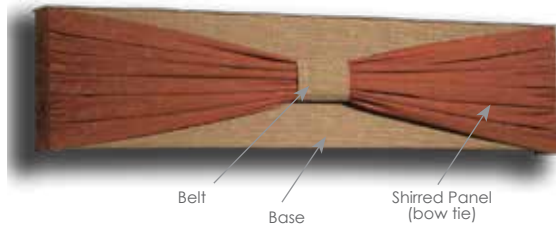
This style is blackout lined only.

DECORATIVE TRIMMINGS:

Decorative Trimmings may be applied on the bottom edge. Cording may be added to the top in place of welting. See pages B121-B124 for trim compatibility.

WELTING:

A 1/4" welt at the top is standard. A larger 1/2" welt is optional. A contrasting welt is also optional.



Style: V25

WIDTH:

Minimum: 24"
Maximum: 192"

HEIGHTS:

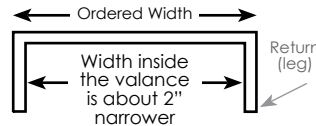
14" or 18"

SWAG COUNT:

Not applicable

MEASURING/MOUNTING NOTES:

- Outside mount only.
- This style is constructed with fabric wrapped wood legs for returns. Add a minimum of 3" to the width to allow for their thickness. Note: The fabric is stretched across the face, there is no board across the front.
- V25 is mounted with "L" brackets like a traditional cornice.



RETURN/BOARD/ROD SIZES:

- A 3-1/2" board/return is standard.
- 1-1/2", 2-1/2", 5-1/2", 7-1/4" and 9-1/4" boards/returns are also available.

AVAILABLE FABRICS:

- The straight portion (base) is only available in non-sheer Horizons Soft Treatments fabrics or C.O.M.
- It is standard for the shirred panel (bow tie) to match the base fabric. Contrasting the shirred panel is optional.
- It is standard for the belt to match the base fabric. Contrasting the belt fabric is optional.

RAILROADED FABRICS:

Most fabrics will be railroaded except those with stripes or distinct vertical orientation, which will be cut and seamed.

LINING:

This style is blackout lined only.

WELTING:

A 1/4" welt at the top is standard. A larger 1/2" welt is optional. A contrasting welt is also optional.



Style: V26

WIDTH:

Minimum: 24"
Maximum: 192"

HEIGHTS:

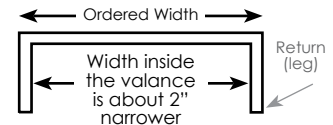
14" long point /10" short point
18" long point /14" short point

TIE COUNT:

- 2 ties up to 59" wide
- 3 ties up to 98" wide
- 4 ties up to 139" wide
- 5 ties up to 177" wide
- 6 ties up to 192" wide

MEASURING/MOUNTING NOTES:

- Outside mount only.
- This style is constructed with fabric wrapped wood legs for returns. Add a minimum of 3" to the width to allow for their thickness.
- V26 is mounted with "L" brackets like a traditional cornice.



RETURN/BOARD/ROD SIZES:

- A 3-1/2" board/return is standard.
- 1-1/2", 2-1/2", 5-1/2", 7-1/4" and 9-1/4" boards/returns are also available.

AVAILABLE FABRICS:

The V26 is available in any Horizons Soft Treatments fabric or C.O.M.

RAILROADED FABRICS:

Most fabrics will be railroaded except those with stripes or distinct vertical orientation, which will be cut and seamed.

LINING:

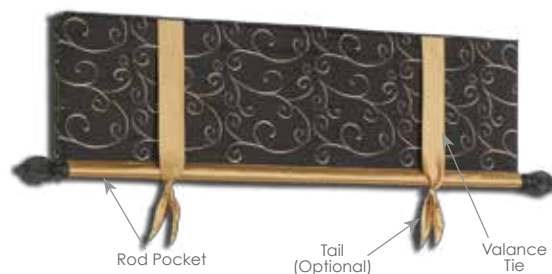
- Standard (non-sheer) fabrics are self lined standard, but contrasting lining and interlining are optional.
- Sheer fabrics may be self or voile lined.

WELTING:

A 1/4" welt at the top is standard. A larger 1/2" welt is optional. A contrasting welt is also optional.

VALANCE TIES:

3" valance ties are standard and may be with or without tails. Choose any fabric from the Horizons Soft Treatments line or C.O.M.



Style: V27

WIDTH:

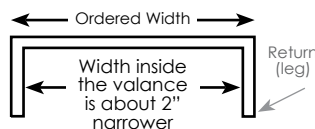
Minimum: 24"
Maximum: 192"

HEIGHTS:

14" or 18" (includes rod pocket)

MEASURING/MOUNTING NOTES:

- Outside mount only.
- This style is constructed with fabric wrapped wood legs for returns. Add a minimum of 3" to the width to allow for their thickness. Note: The fabric is stretched across the face, there is no board across the front.
- V27 is mounted with "L" brackets like a traditional cornice.



RETURN/BOARD/ROD SIZES:

- A 3-1/2" board/return is standard.
- 1-1/2", 2-1/2", 5-1/2", 7-1/4" and 9-1/4" boards/returns are also available.
- This style can accommodate any rod from 3/4" to 2" in diameter. The width does not include the finials on the pole. See Decorative Hardware (section C) for sizes and selections.

AVAILABLE FABRICS:

- The V27 is only available in non-sheer Horizons Soft Treatments Fabrics or C.O.M.
- It is standard for the rod pocket to match the base fabric. Contrasting the rod pocket is optional.

RAILROADED FABRICS:

Most fabrics will be railroaded except those with stripes or distinct vertical orientation, which will be cut and seamed.

LINING:

This style is blackout lined only.

WELTING:

A 1/4" welt at the top is standard. A larger 1/2" welt is optional. A contrasting welt is also optional.

VALANCE TIES:

The V27 always has 2 ties that may be with or without tails. It is standard for the ties to match the base fabric. Contrasting ties are optional.



Style: V28

WIDTH:

Minimum: 24"
Maximum: 192"

HEIGHTS:

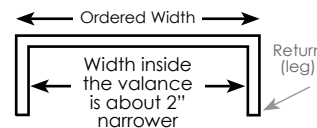
14" or 18" (not including tabs)

SWAG/SWOOP/PELMET COUNT:

Not applicable

MEASURING/MOUNTING NOTES:

- Outside mount only.
- This style is constructed with fabric wrapped wood legs for returns. Add a minimum of 3" to the width to allow for their thickness. Note: The fabric is stretched across the face, there is no board across the front.
- V28 is mounted with "L" brackets like a traditional cornice.
- The tabs are 3" wide and will be spaced proportional to the width of the valance ranging from 6" apart for the narrowest to 12" apart for the widest.



RETURN/BOARD/ROD SIZES:

- A 3-1/2" board/return is standard.
- 1-1/2", 2-1/2", 5-1/2", 7-1/4" and 9-1/4" boards/returns are also available.
- This style can accommodate any rod from 3/4" to 2" in diameter. The width does not include the finials on the pole. See Decorative Hardware (section C) for sizes and selections.

AVAILABLE FABRICS:

- The V28 is only available in non-sheer Horizons Soft Treatments fabrics or C.O.M.
- It is standard for the tabs to match the base fabric. Contrasting tabs are optional.

RAILROADED FABRICS:

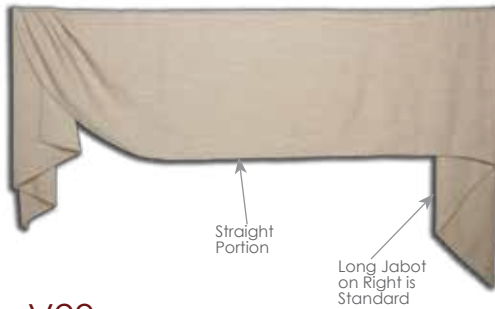
Most fabrics will be railroaded except those with stripes or distinct vertical orientation, which will be cut and seamed.

LINING:

This style is blackout lined only.

WELTING:

A 1/4" welt at the top is standard. A larger 1/2" welt is optional. A contrasting welt is also optional.



Style: V29

WIDTH:

Minimum: 32"
Maximum: 192"

HEIGHTS:

28" long jabot / 23" straight portion / 14" short jabot / 9" short point
36" long jabot / 26" straight portion / 18" short jabot / 13" short point

SWAG/SWOOP/PELMET COUNT:

Not applicable

MEASURING/MOUNTING NOTES:

- Outside mount only.
- This style is constructed with a matching fabric wrapped board.
- V29 is mounted with "L" brackets like a traditional cornice.
- Long Jabot on Right is standard.
- Long Jabot on Left is optional.

RETURN/BOARD/ROD SIZES:

- A 3-1/2" board/return is standard.
- 1-1/2", 2-1/2", 5-1/2", 7-1/4" and 9-1/4" boards/returns are also available.

AVAILABLE FABRICS:

The V29 is only available in non-sheer Horizons Soft Treatments fabric or C.O.M.

RAILROADED FABRICS:

Most fabrics will be railroaded except those with stripes or distinct vertical orientation, which will be cut and seamed.

LINING:

Self lining is standard for this style. Contrasting lining and interlining are optional.

DECORATIVE TRIMMINGS:

Decorative Trimmings may be applied on the bottom edge. See pages B121-B124 for trim compatibility.

WELTING:

A 1/4" welt at the top is standard. A larger 1/2" welt is optional. A contrasting welt is also optional.



Style: V30

WIDTH:

Minimum: 36"
Maximum: 108"

HEIGHTS:

30" long point / 13 1/2" short point at horn
32" long point / 15 1/2" short point at horn

MEASURING/MOUNTING NOTES:

- Outside mount only.
- This style is constructed with a matching fabric wrapped board.
- V30 is mounted with "L" brackets like a traditional cornice.

RETURN/BOARD/ROD SIZES:

- A 3-1/2" board/return is standard.
- 1-1/2", 2-1/2", 5-1/2", 7-1/4" and 9-1/4" boards/returns are also available.

AVAILABLE FABRICS:

The V30 is only available in non-sheer Horizons Soft Treatments fabrics or C.O.M.

LINING:

Self lining is standard for this style. Contrasting lining and interlining are optional.

DECORATIVE TRIMMINGS:

Decorative Trimmings may be applied on all bottom edges. See pages B121-B124 for trim compatibility.

WELTING:

A 1/4" welt at the top is standard. A larger 1/2" welt is optional. A contrasting welt is also optional.

Sleeve Valances



WIDTH: ALL STYLES

Minimum: 18"
Maximum: 200"

HEIGHT:

L2: 5"
L3: 6" including headers
L4: 8" including headers

HEADER SIZE:

L2: Not applicable
L3: 1-1/2" top and bottom
L4: 1-1/2" top and bottom

FULLNESS: ALL STYLES

- 2-1/2x fullness
- The workroom will automatically allow for two 4" returns on an outside mount.

AVAILABLE FABRICS: ALL STYLES

Available in non-sheer Horizons Soft Treatments fabrics or C.O.M.

ROD:

L2: A 4-1/2" Flat Rod is optional.
L3: A 2-1/2" Flat Rod is optional.
L4: A 4-1/2" Flat Rod is optional.

ROD WIDTH: ALL STYLES

When ordering a sleeve valance, specify the rod width.

ROD POCKET SIZE:

L2: This style has a 5-1/2" rod pocket.
L3: This style has a 3-1/2" rod pocket.
L4: This style has a 5-1/2" rod pocket.

ROD RETURNS: ALL STYLES

- The standard rod return is adjustable from 3-1/2" to 5".
- Extended returns are also available for an extra charge. They extend from 6" to 7".

Skirt Valances



WIDTH: ALL STYLES

Minimum: 18"
Maximum: 200"

HEIGHT:

K1: 16" including header
K2: 26" long point / 14" short point
K4: 18" long point / 12" short point

HEADER SIZE: ALL STYLES

2" top

FULLNESS: ALL STYLES

- 2-1/2x fullness
- The workroom will automatically allow for two 4" returns on an outside mount.

AVAILABLE FABRICS: ALL STYLES

Available in non-sheer Horizons Soft Treatments fabrics or C.O.M.

LINING: ALL STYLES

All styles are self lined standard, but white/ivory lining, contrasting lining or unlined is optional.

ROD: ALL STYLES

A 2-1/2" Flat Rod is optional.

ROD WIDTH: ALL STYLES

When ordering a skirt valance, specify the rod width.

ROD POCKET SIZE: ALL STYLES

This style has a 3-1/2" rod pocket.

ROD RETURNS: ALL STYLES

- The standard rod return is adjustable from 3-1/2" to 5".
- Extended returns are also available for an extra charge. They extend from 6" to 7".

Horizons® **Accent Pillows**

Accent Pillows

Horizons Accent Pillows are available in all of the non-sheer Horizons Soft Treatments fabrics or C.O.M.

Standard Specifications

Horizons Accent Pillows are constructed with a performance luxury fill (silicone coated hollow fill garnetted fiber) with a premium non-woven cover.

Sizes

11" x 11"
 13" x 13"
 15" x 15"
 16" x 16"
 18" x 18"
 19" x 19"
 21" x 21"

The above sizes are approximate. Due to fabric variations, the actual size may vary by up to 2".

Options

WELTING

- 1/4" or 1/2" welting is available for a surcharge.
- Unless specified the welting will match the pillow. A contrasting welt color is available at no extra charge.

BUTTONS

- An optional 1-1/2" center button is available for a surcharge.
- Unless otherwise specified the button will match the pillow. A contrasting button color is available at no extra charge.



DECORATIVE TRIMMINGS

- All of the Horizons Decorative Trimmings are available for use on Accent Pillows. See pages B18-B23 for all the available styles and colors.



C.O.M. TRIMS

- Horizons will customize your pillow as long as the edging, cording, or fringe is on a band or strip that is able to be machine sewn and does not require hand stitching. However the workroom will hand stitch individual corner tassels as shown in the photo above.



- See page B54 on how to send C.O.M. trim to Horizons.
- Use the following formula to calculate how much C.O.M. trim to send: Add 8" to the perimeter (outer edge) of the pillow.

Example for an 18" pillow:

4 sides multiplied by 18" = 72"
 72" + 8" = 80" of C.O.M trim.

CONTRASTING FABRIC

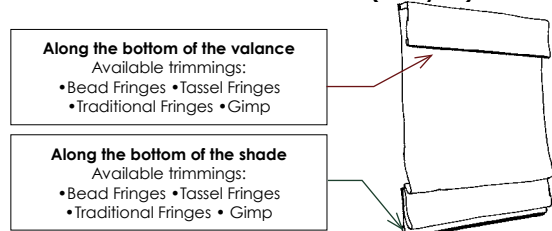
Contrasting fabric for the opposite side of the pillow is available. Price from the higher of the two price groups.

PRICING: page B83


Decorative Trimmings may be applied to a wide range of Horizons products. These pages illustrate exactly where each type of Decorative Trimming may be applied.

Horizons Natural Shades

Natural Roman Shades (all styles)



Natural Woven Side Panels



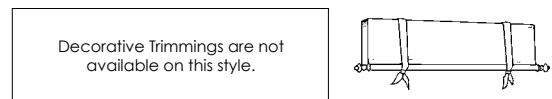
A1 Premium Woven Top Treatments



A2 Premium Woven Top Treatments



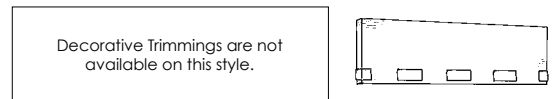
A3 Premium Woven Top Treatments



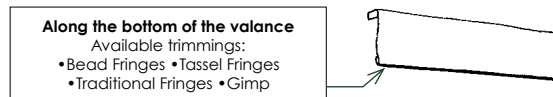
A4 Premium Woven Top Treatments



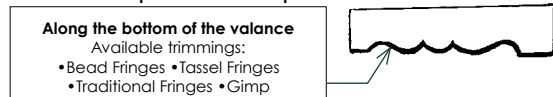
A5 Premium Woven Top Treatments



Classic Valances

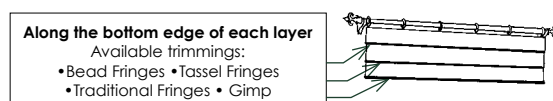


Contempo Scallops

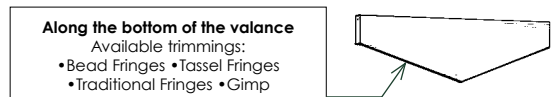


Note: Bead Fringes that attach to the back of the Contempo Scallops also require standard gimp on the front. See page B23 for colors.

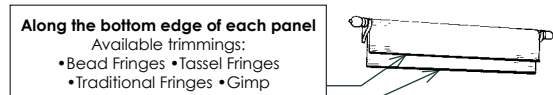
A6 Premium Woven Top Treatments



A7 Premium Woven Top Treatments



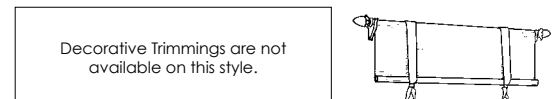
A8 Premium Woven Top Treatments



A9 Premium Woven Top Treatments



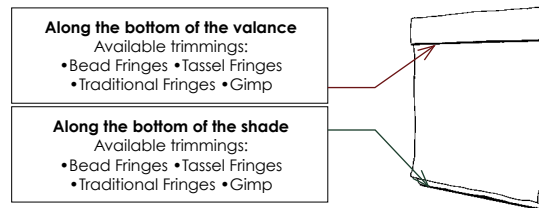
A10 Premium Woven Top Treatments



To view the entire line of Decorative Trimmings, see pages B18-B23.
For pricing, refer to the price table of the product the trimmings will be applied to.

Horizons Soft Treatments

Fabric Roman Shades (all styles)



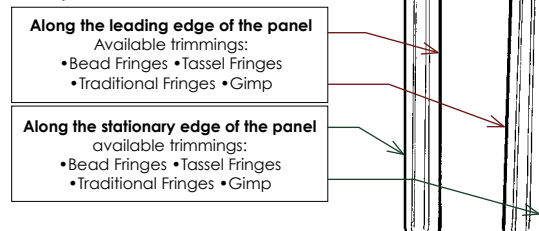
Classic Valances



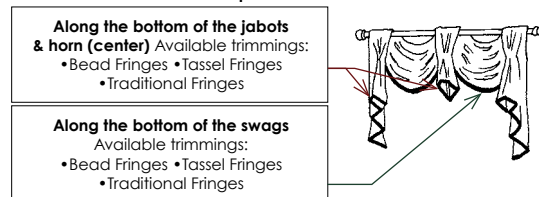
Contempo Scallops



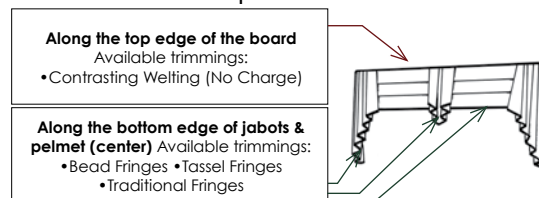
Draperies & Side Panels (all styles)



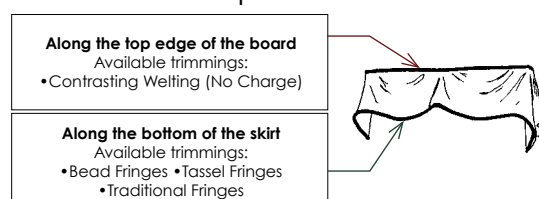
V1 Premium Top Treatments



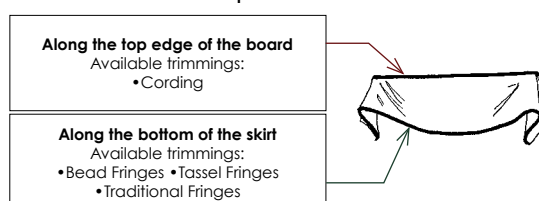
V2 Premium Top Treatments



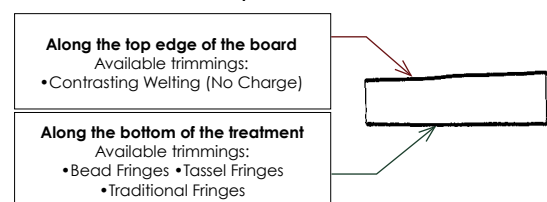
V3 Premium Top Treatments



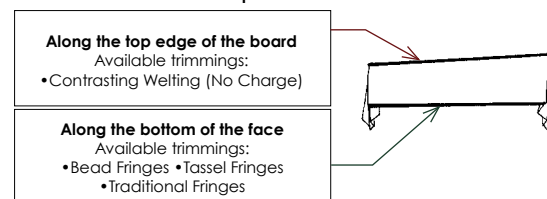
V4 Premium Top Treatments



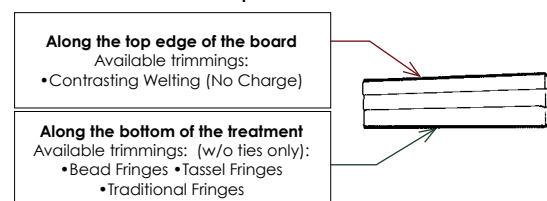
V5 Premium Top Treatments



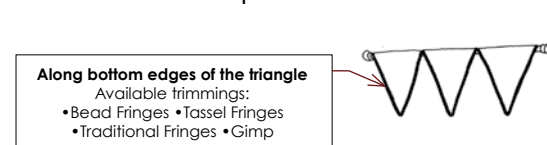
V6 Premium Top Treatments



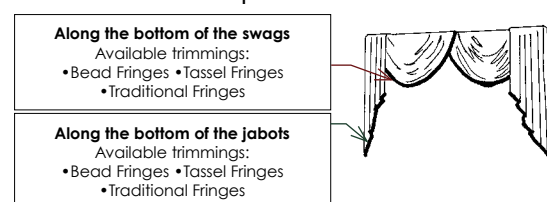
V7 Premium Top Treatments




V8 Premium Top Treatments



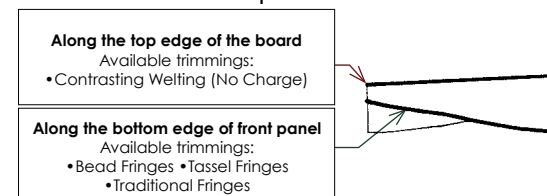
V9 Premium Top Treatments



V10 Premium Top Treatments




V11 Premium Top Treatments



Horizons Soft Treatments

V12 Premium Top Treatments

Along the top edge of the board
Available trimmings:
•Contrasting Welting (No Charge)



V13 Premium Top Treatments

Along the top edge of the board
Available trimmings:
•Contrasting Welting (No Charge)

Along the entire bottom edge
available trimmings:
•Bead Fringes •Tassel Fringes
•Traditional Fringes



V14 Premium Top Treatments

Along the top edge of the board
Available trimmings:
•Contrasting Welting (No Charge)

Along the bottom of the treatment
Available trimmings:
•Bead Fringes •Tassel Fringes
•Traditional Fringes

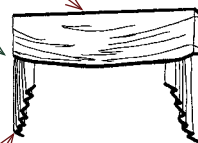


V15 Premium Top Treatments

Along the top edge of the board
Available trimmings:
•Contrasting Welting (No Charge)

Along the bottom of the swags
Available trimmings:
•Bead Fringes •Tassel Fringes
•Traditional Fringes

Along the bottom of the jabots
Available trimmings:
•Bead Fringes •Tassel Fringes
•Traditional Fringes



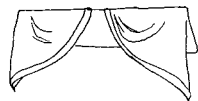
V16 Premium Top Treatments

Along the bottom of the treatment
Available trimmings:
•Bead Fringes •Tassel Fringes •Traditional Fringes •Gimp



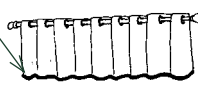
V17 Premium Top Treatments

Decorative Trimmings are not available on this style.



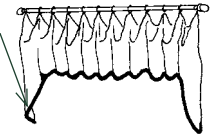
V18 Premium Top Treatments

Along the bottom of the treatment
Available trimmings:
•Bead Fringes •Tassel Fringes
•Traditional Fringes •Gimp



V19 Premium Top Treatments


Along the bottom of the treatment
Available trimmings:
•Bead Fringes •Tassel Fringes
•Traditional Fringes •Gimp



V20 Premium Top Treatments

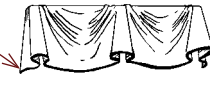
Along the top edge of the board
Available trimmings:
•Contrasting Welting (No Charge)

Along the bottom of the treatment
Available trimmings:
•Bead Fringes •Tassel Fringes
•Traditional Fringes



V21 Premium Top Treatments

Along the bottom of the valance
Available trimmings:
•Bead Fringes •Tassel Fringes
•Traditional Fringes



V22 Premium Top Treatments

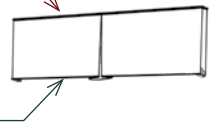
Along the top edge of the board
Available trimmings:
•Contrasting Welting (No Charge)



V23 Premium Top Treatments

Along the top edge of the board
Available trimmings:
•Contrasting Welting (No Charge)

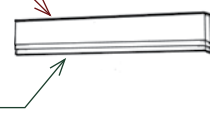
Along the entire bottom edge
Available trimmings:
•Bead Fringes •Tassel Fringes
•Traditional Fringes



V24 Premium Top Treatments

Along the top edge of the board
Available trimmings:
•Contrasting Welting (No Charge)

Along the entire bottom edge
Available trimmings:
•Bead Fringes •Tassel Fringes
•Traditional Fringes



V25 Premium Top Treatments

Along the top edge of the board
available trimmings:
•Contrasting Welting (No Charge)



V26 Premium Top Treatments

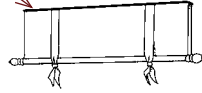
Along the top edge of the board
Available trimmings:
•Contrasting Welting (No Charge)



Horizons Soft Treatments

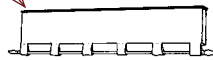
V27 Premium Top Treatments

Along the top edge of the board
Available trimmings:
•Contrasting Welting (No Charge)



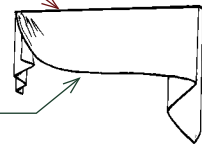
V28 Premium Top Treatments

Along the top edge of the board
Available trimmings:
•Contrasting Welting (No Charge)



V29 Premium Top Treatments

Along the top edge of the board
Available trimmings:
•Contrasting Welting (No Charge)

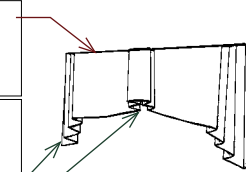


Along the bottom of the treatment
Available trimmings:
•Bead Fringes •Tassel Fringes
•Traditional Fringes

V30 Premium Top Treatments

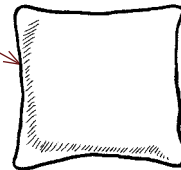
Along the top edge of the board
Available trimmings:
•Contrasting Welting (No Charge)

Along the bottom edge of jabots & horn (center) Available trimmings:
•Bead Fringes •Tassel Fringes
•Traditional Fringes



Accent Pillows

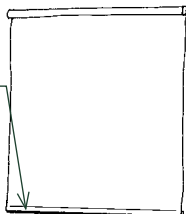
Along the entire edge of the pillow
Available trimmings:
•Bead Fringes •Tassel Fringes
•Traditional Fringes



Horizons Shades of Elegance

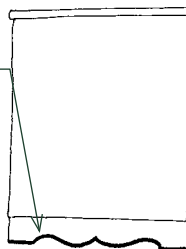
Roller Shades with straight hem

Along the bottom of the shade
Available trimmings:
•Bead Fringes •Tassel Fringes
•Traditional Fringes •Gimp



Roller Shades with scalloped hem

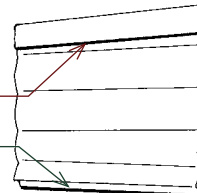
Along the bottom of the shade
Available trimmings:
•Bead Fringes •Tassel Fringes
•Traditional Fringes •Gimp



Roman Shades

Along the bottom of the valance
Available trimmings:
•Bead Fringes •Tassel Fringes
•Traditional Fringes •Gimp

Along the bottom of the shade
Available trimmings:
•Bead Fringes •Tassel Fringes
•Traditional Fringes •Gimp



Classic Valances

Along the bottom of the valance
Available trimmings:
•Bead Fringes •Tassel Fringes
•Traditional Fringes •Gimp



Scalloped Valances

Along the bottom of the valance
Available trimmings:
•Bead Fringes •Tassel Fringes
•Traditional Fringes •Gimp



Note: Bead Fringes that attach to the back of the Scalloped Valance also require standard gimp on the front. See page B23 for colors.



VIEW DETAIL

Blue

2-1/4" Luster Bead Fringe •
Decorative Trim



VIEW DETAIL

Cream

2-1/4" Luster Bead Fringe •
Decorative Trim



VIEW DETAIL

Gray

2-1/4" Luster Bead Fringe •
Decorative Trim



VIEW DETAIL

Green

2-1/4" Luster Bead Fringe •
Decorative Trim



VIEW DETAIL

Red

2-1/4" Luster Bead Fringe •
Decorative Trim



VIEW DETAIL

Taupe

2-1/4" Luster Bead Fringe •
Decorative Trim



VIEW DETAIL

Beige

Bead & Tassel Fringe • Decorative
Trim



VIEW DETAIL

Pewter

Bead & Tassel Fringe • Decorative
Trim



VIEW DETAIL

White

Bead & Tassel Fringe • Decorative
Trim



VIEW DETAIL

Birch

Berlin Decorative Tape •
Decorative Trim



VIEW DETAIL

Bluebell

Berlin Decorative Tape •
Decorative Trim



VIEW DETAIL

Cloud

Berlin Decorative Tape •
Decorative Trim



VIEW DETAIL

Navy

Berlin Decorative Tape •
Decorative Trim



VIEW DETAIL

Platinum

Berlin Decorative Tape •
Decorative Trim



VIEW DETAIL

Rattan

Berlin Decorative Tape •
Decorative Trim



VIEW DETAIL

Cream

Dahlia Tassel Fringe • Decorative
Trim



VIEW DETAIL

Flax

Dahlia Tassel Fringe • Decorative
Trim



VIEW DETAIL

Pewter

Dahlia Tassel Fringe • Decorative
Trim



VIEW DETAIL

Spa

Dahlia Tassel Fringe • Decorative
Trim



VIEW DETAIL

Cream

Delaney Bead Fringe • Decorative
Trim



VIEW DETAIL

Flax

Delaney Bead Fringe • Decorative
Trim



VIEW DETAIL

Pewter

Delaney Bead Fringe • Decorative
Trim



VIEW DETAIL

Spa

Delaney Bead Fringe • Decorative
Trim



VIEW DETAIL

Beige

Greek Key Decorative Tape •
Decorative Trim



VIEW DETAIL

Gold

Greek Key Decorative Tape •
Decorative Trim



VIEW DETAIL

Spa

Greek Key Decorative Tape •
Decorative Trim



VIEW DETAIL

Sterling

Greek Key Decorative Tape •
Decorative Trim



VIEW DETAIL

White

Greek Key Decorative Tape •
Decorative Trim



VIEW DETAIL

Aqua

Lattice Decorative Tape •
Decorative Trim



VIEW DETAIL

Coral

Lattice Decorative Tape •
Decorative Trim



VIEW DETAIL

Cream

Lattice Decorative Tape •
Decorative Trim



VIEW DETAIL

Fog

Lattice Decorative Tape •
Decorative Trim



VIEW DETAIL

Navy

Lattice Decorative Tape •
Decorative Trim



VIEW DETAIL

Beige

Sophia Bead Fringe • Decorative
Trim



VIEW DETAIL

Pewter

Sophia Bead Fringe • Decorative
Trim



VIEW DETAIL

White

Sophia Bead Fringe • Decorative
Trim



VIEW DETAIL

Alabaster

Standard Gimp • Decorative Trim



VIEW DETAIL

Black

Standard Gimp • Decorative Trim



VIEW DETAIL

Camel

Standard Gimp • Decorative Trim



VIEW DETAIL

Gray

Standard Gimp • Decorative Trim



VIEW DETAIL

Mocha

Standard Gimp • Decorative Trim



VIEW DETAIL

Navy

Standard Gimp • Decorative Trim



VIEW DETAIL

Shell

Standard Gimp • Decorative Trim



VIEW DETAIL

White

Standard Gimp • Decorative Trim



VIEW DETAIL

Dark Brown

Twill Tapes • Decorative Trim



VIEW DETAIL

Ebony

Twill Tapes • Decorative Trim



VIEW DETAIL

Natural

Twill Tapes • Decorative Trim



VIEW DETAIL

Navy

Twill Tapes • Decorative Trim



VIEW DETAIL

Stone

Twill Tapes • Decorative Trim



VIEW DETAIL

Tan

Twill Tapes • Decorative Trim



VIEW DETAIL

White

Twill Tapes • Decorative Trim